

Distributed by:

**JAMECO**<sup>®</sup>  
ELECTRONICS

**www.Jameco.com ♦ 1-800-831-4242**


The content and copyrights of the attached  
material are the property of its owner.

Jameco Part Number 104054

# ■ SIP TYPE

## ■ DIMENSION AND CIRCUITRY

### • STANDARD PIN



# PART NUMBERING SYSTEM

EMS 1 8 64 1 4

- 0: DO NOT NEED CLIP
- 4: FOUR FINGER CLIP
- 6: SIX FINGER CLIP
- 1: LENGTH 6.9 mm SLEEVE TIN PLATED
- 2: LENGTH 6.9 mm SLEEVE GOLD PLATED
- 3: LENGTH 7.4 mm SLEEVE TIN PLATED
- 4: LENGTH 7.4 mm SLEEVE GOLD PLATED
- 5: WIRE-WRAP PIN WITH TIN PLATED
- 6: WIRE-WRAP PIN WITH GOLD PLATED
- 7: SOLDER FORK PIN WITH TIN PLATED
- 8: SOLDER FORK PIN WITH GOLD PLATED
- 9: STRAIGHT PIN WITH GOLD PLATED
- 0: STRAIGHT PIN WITH TIN PLATED
- NUMBER OF PINS
- SIP: FROM 1 TO 64 IS OPTION
- 0: SINGER ROW
- 1: BETWEEN TWO ROW PITCH 0.1" (2.54mm)
- 1: SIP TYPE (PLASTIC BASE)
- 9: CARRIER TYPE (METAL CARRIER)
- TYPE NAME

PART NO.	PIN NO.	D
EMS1006**	6	19.3
EMS1008**	8	20.3
EMS1010**	10	23.4
EMS1014**	14	35.5
EMS1016**	16	40.6
EMS1018**	18	45.7
EMS1020**	20	50.8
EMS1022**	22	55.9
EMS1024**	24	61.0
EMS1028**	28	71.1
EMS1030**	30	76.2
EMS1032**	32	81.3
EMS1036**	36	91.4
EMS1040**	40	101.6
EMS1048**	48	121.9
EMS1064**	64	162.5

## ■ FEATURES

- Funnel shaped four-fingered and six-fingered contacts provide easy IC insertion and withdrawal, High reliability.
- Gold plated contact to ensure low contact resistance and Tin plated terminal to prevent contamination during soldering.
- All materials are UL 94V0 grade fire retardant plastics.
- Fit standard pitch with 2.54mm x 2.54mm (0.100" x 0.100") pin spacing.

## ■ SPECIFICATIONS

### 1. MATERIAL

- 1-1 Sleeve: Brass
- 1-2 Clips: Beryllium Copper Gold Plated

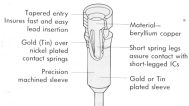
### 2. ELECTRICAL

- 2-1. Contact Rating 100mA 50 VDC
- 2-2. Contact Resistance 10 mΩ max
- 2-3. Insulation Resistance 10<sup>9</sup>Ω min at 100 VDC
- 2-4. Dielectric strength 1000VAC min for 1 minute
- 2-5. Capacitance between adjacent pin 0.9 pF max

### 3. MECHANICAL AND ENVIRONMENTAL


- 3-1. Temperature Rating
  - Operating -40°C to +105°C
  - Storage -40°C to +115°C
- 3-2. Life cycle with insertion and withdrawal 200 cycles
- 3-3. Humidity 90%–95% RH, 40°C for 96Hrs
- 3-4. Vibration per MIL-STD-202F METHOD 204D
- 3-5. Solderability per MIL-STD-202F METHOD 208D
- 3-6. Heat Shock 260°C ± 5°C for 5 ± 1 second

## ■ CONSTRUCTION OF PIN



## ■ KINDS OF PIN

### • STANDARD PIN



### • WIRE-WRAP PIN



### • SOLDER FORK PIN



### • STRAIGHT PIN

