

Distributed by:

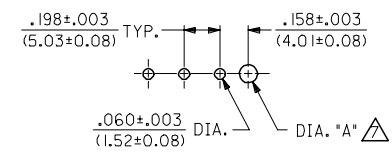
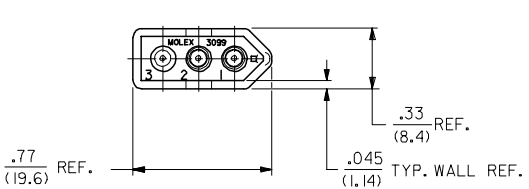
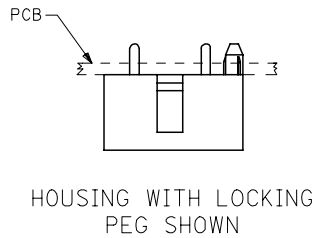
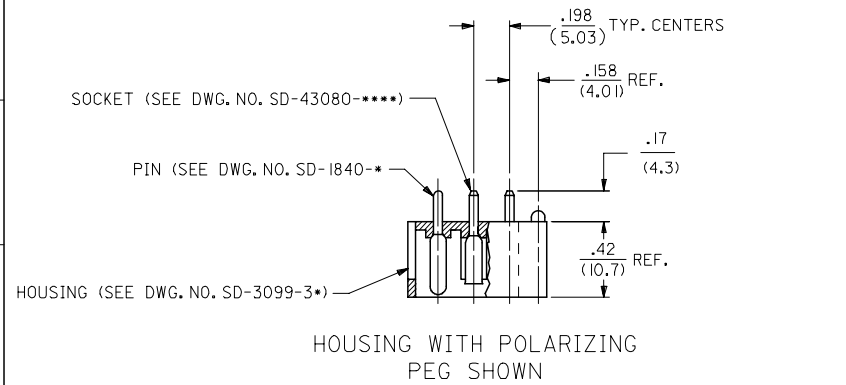
JAMECO[®]
ELECTRONICS

www.Jameco.com ♦ 1-800-831-4242

The content and copyrights of the attached
material are the property of its owner.

Jameco Part Number 519259

PART NO.		ENG. NUMBER	TERMINAL LOCATION (SEE CHART)	MAT'L	PEG TYPE	PLATING (SEE CHART)	DIA. "A"	TERMINAL LOCATION CHART (M=MALE, F=FEMALE, B=BLANK)			PLATING CODE	PLATING	
J	10-18-1031	A-3099-P3	A	V-0	POLARIZING	B	$.100 \pm .005$ (2.54 ± 0.13)	TERMINAL LOCATION CHART (M=MALE, F=FEMALE, B=BLANK)			A	UNPLATED	
	10-18-1032	A-3099-P3I	B		POLARIZING			TERMINAL LOCATION CODE	CIRCUIT NO.		B	PINS ONLY: OVERALL TIN: .000200/(0.00508) MIN. OVER COPPER .000100/(0.00254) MIN.	
	10-18-1033	A-3099-P3A	C		POLARIZING			A	M	B		M	SOCKETS ONLY: OVERALL TIN: .000050/(0.00127) MIN. OVER COPPER .000050/(0.00127) MIN.
	10-18-1034	A-3099-P3B	D		POLARIZING			B	M	M		M	
	10-18-1035	A-3099-P3C	E		POLARIZING			C	F	M		M	
	10-18-1036	A-3099-P3D	F		POLARIZING			D	M	F		M	
	10-18-1037	A-3099-P3H	G		POLARIZING			E	M	M		F	
	10-18-1038	A-3099-P3E	H		POLARIZING			F	M	F		B	
38-00-0204	A-3099-P3I3	B		NONE		G	M	F	F				
H	22-19-1031	A-3099-030I	A		LOCKING		$.103 +.003/-0.002$ (2.62 +0.08/-0.05)		H	F	F	F	



RECOMMENDED P.C. BOARD HOLE LAYOUT

- NOTES:
- MATERIAL:
HOUSING: UNFILLED POLYESTER, 94V-0, COLOR: BLACK
PIN TERMINAL: CARTRIDGE BRASS
SOCKET TERMINAL: PHOSPHOR BRONZE
 - FINISH: SEE TABLE
 - PRODUCT SPECIFICATION: N/A
 - PACKAGING SPECIFICATION: N/A
 - MATES WITH MOLEX 1396 RECEPTACLES AND .093/(2.36) SERIES TERMINALS.
 - ASSEMBLIES TO BE MOUNTED ON SUPPORTED EDGE OF P.C. BOARD.
- Δ ONLY REQUIRED WHEN USING PARTS WITH OPTIONAL POLARIZING OR LOCKING PEGS.

LEAD-FREE UPDATE EC NO: UCP2006-0237 DRAWN:FSM TH 2005/08/11 CHKD:ADERR 2005/08/11 APPR:FSM TH 2005/08/11 REV DESCRIPTION	QUALITY SYMBOLS	GENERAL TOLERANCES (UNLESS SPECIFIED) <table border="1"> <tr> <th></th> <th>mm</th> <th>INCH</th> </tr> <tr> <td>4 PLACES</td> <td>± .01</td> <td>± .0005</td> </tr> <tr> <td>3 PLACES</td> <td>± .010</td> <td>± .0004</td> </tr> <tr> <td>2 PLACES</td> <td>± 0.25</td> <td>± .014</td> </tr> <tr> <td>1 PLACE</td> <td>± 0.36</td> <td>± .014</td> </tr> </table>		mm	INCH	4 PLACES	± .01	± .0005	3 PLACES	± .010	± .0004	2 PLACES	± 0.25	± .014	1 PLACE	± 0.36	± .014	DIMENSION STYLE IN/MM		SCALE 2:1	DESIGN UNITS INCH	THIRD ANGLE PROJECTION
			mm	INCH																		
	4 PLACES		± .01	± .0005																		
	3 PLACES		± .010	± .0004																		
2 PLACES	± 0.25	± .014																				
1 PLACE	± 0.36	± .014																				
$\nabla=0$ $\nabla=0$	DRAWN BY GEP	DATE 5/25/89	TITLE CONNECTOR ASSEMBLY ENCLOSED WAFER 3 CIRCUIT																			
	CHECKED BY RW	DATE 5/25/89	MATERIAL NO. SEE CHART																			
	APPROVED BY RAS	DATE 5/25/89	DOCUMENT NO. SDA-3099-*3**		SHEET NO. 1 OF 1																	

DRAFT WHERE APPLICABLE MUST REMAIN WITHIN DIMENSIONS

THIS DRAWING CONTAINS INFORMATION THAT IS PROPRIETARY TO MOLEX INCORPORATED AND SHOULD NOT BE USED WITHOUT WRITTEN PERMISSION