

Distributed by:

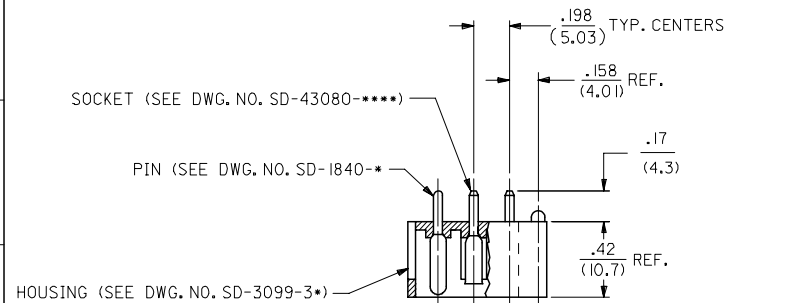
JAMECO[®]
ELECTRONICS

www.Jameco.com ♦ 1-800-831-4242

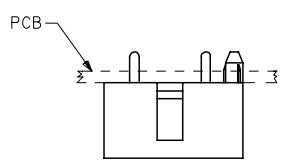
The content and copyrights of the attached
material are the property of its owner.

Jameco Part Number 519435

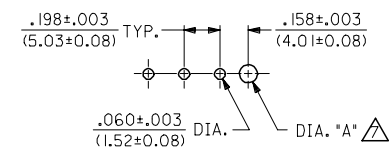
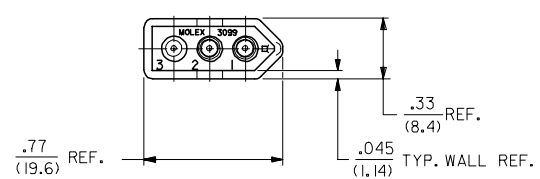
PART NO.		ENG. NUMBER	TERMINAL LOCATION (SEE CHART)	MAT'L	PEG TYPE	PLATING (SEE CHART)	DIA. "A"	TERMINAL LOCATION CHART (M=MALE, F=FEMALE, B=BLANK)			PLATING CODE	PLATING	
J	10-18-1031	A-3099-P3	A	V-0	POLARIZING	B	$.100 \pm .005$ (2.54 ± 0.13)	TERMINAL LOCATION CHART (M=MALE, F=FEMALE, B=BLANK)			A	UNPLATED	
	10-18-1032	A-3099-P3I	B		POLARIZING			TERMINAL LOCATION CODE	CIRCUIT NO.		B	PINS ONLY: OVERALL TIN: .000200/(0.00508) MIN. OVER COPPER .000100/(0.00254) MIN.	
	10-18-1033	A-3099-P3A	C		POLARIZING			A	M	B		M	SOCKETS ONLY: OVERALL TIN: .000050/(0.00127) MIN. OVER COPPER .000050/(0.00127) MIN.
	10-18-1034	A-3099-P3B	D		POLARIZING			B	M	M		M	
	10-18-1035	A-3099-P3C	E		POLARIZING			C	F	M		M	
	10-18-1036	A-3099-P3D	F		POLARIZING			D	M	F		M	
	10-18-1037	A-3099-P3H	G		POLARIZING			E	M	M		F	
	10-18-1038	A-3099-P3E	H		POLARIZING			F	M	F		B	
38-00-0204	A-3099-P3I3	B		NONE		G	M	F	F				
H	22-19-1031	A-3099-0301	A		LOCKING		$.103 +.003/-0.002$ (2.62 +0.08/-0.05)		H	F	F	F	



HOUSING WITH POLARIZING PEG SHOWN



HOUSING WITH LOCKING PEG SHOWN



RECOMMENDED P.C. BOARD HOLE LAYOUT

- NOTES:
- MATERIAL:
HOUSING: UNFILLED POLYESTER, 94V-0, COLOR: BLACK
PIN TERMINAL: CARTRIDGE BRASS
SOCKET TERMINAL: PHOSPHOR BRONZE
 - FINISH: SEE TABLE
 - PRODUCT SPECIFICATION: N/A
 - PACKAGING SPECIFICATION: N/A
 - MATES WITH MOLEX 1396 RECEPTACLES AND .093/(2.36) SERIES TERMINALS.
 - ASSEMBLIES TO BE MOUNTED ON SUPPORTED EDGE OF P.C. BOARD.
- ▲ ONLY REQUIRED WHEN USING PARTS WITH OPTIONAL POLARIZING OR LOCKING PEGS.

LEAD-FREE UPDATE EC NO: UCP2006-0237 DRAWN:FSM TH 2005/08/11 CHKD:ADERR 2005/08/11 APPR:FSM TH 2005/08/11 REV DESCRIPTION	QUALITY SYMBOLS	GENERAL TOLERANCES (UNLESS SPECIFIED)		DIMENSION STYLE		SCALE	DESIGN UNITS	THIRD ANGLE PROJECTION		
	$\nabla=0$ $\nabla=0$	mm	INCH	IN/MM		2:1	INCH			
		4 PLACES ± --- ± ---	3 PLACES ± --- ± .010	DRAWN BY	DATE	TITLE				
		2 PLACES ± 0.25 ± .014	1 PLACE ± 0.36 ± ---	GEP	5/25/89	CONNECTOR ASSEMBLY ENCLOSED WAFER 3 CIRCUIT				
	ANGULAR ± 1/2°	APPROVED BY		DATE	MATERIAL NO.					
		RAS		5/25/89	DOCUMENT NO.					
		DRAFT WHERE APPLICABLE MUST REMAIN WITHIN DIMENSIONS		SEE CHART		SDA-3099-*3**			SHEET NO.	
		THIS DRAWING CONTAINS INFORMATION THAT IS PROPRIETARY TO MOLEX INCORPORATED AND SHOULD NOT BE USED WITHOUT WRITTEN PERMISSION							1 OF 1	