

Distributed by:

**JAMECO**<sup>®</sup>  
ELECTRONICS

**www.Jameco.com ♦ 1-800-831-4242**

The content and copyrights of the attached  
material are the property of its owner.

Jameco Part Number 100167

# SPECIFICATION

CUSTOMER: JAMES

DATE: '05.08.03

MODEL NO: ACU120100

DESIGNED NO: D0531

**1. APPLICABLE SAFETY STANDARD :**

- T-MARK    PSE    UL 1310    UL 1950    C-CUL    GS    CE    商檢  
SEMKO、DEMKO、FIMKO、NEMKO    OTHER : \_\_\_\_\_

**2. GENERAL APPEARANCE :**

- 2.1 THE GENERAL APPEARANCE OF THE AC/DC ADAPTOR SHALL BE WITHOUT DEFORMATION, CRACKS OR CORROSION.  
 2.2 THE SHAPE, DIMENSIONS AND MARKINGS OF THE AC/DC ADAPTOR SHALL BE AS SPECIFIED IN THE CONSTRUCTION DRAWING AND NAME PLATE.

**3. CHARACTERISTICS :**

- 3.1 PRIMARY RATED VOLTAGE & LINE FREQUENCY : 120 VAC 60 Hz  
 3.2 PRIMARY EXCITING CURRENT (Io) 80 mA MAX. AT INPUT 120 VAC 60 Hz.  
 LOADING CURRENT (Ip) X mA MAX. AT INPUT X AC X Hz, LOAD X A.  
 3.3 NO - LOAD LOSS : X W MAX. AT INPUT X VAC X Hz.  
 3.4 SECONDARY RATED VOLTAGE AND CURRENT :

PRIMARY VOLTAGE	RATE VOLTAGE	TOLERANCE	RATED CURRENT	NO-LOAD VOLTAGE	REGULATION
120VAC 60Hz	12VAC	±5%	1000mA-AC		

- 3.5 RIPPLE VOLTAGE : X mV(r.m.s) MAX. AT INPUT X VAC X Hz, LOAD X A.  
 3.6 DC RESISTANCE : PRIMARY: X Ω ± X % MEASURED AT 25 °C .  
 3.7 HI-POT TEST : AC 1240 V 50/60Hz FOR 1 MINUTES BETWEEN INPUT TO OUTPUT PLUG AND CASE NEED NORMAL PERFORMANCE , LEAKAGE CURRENT 1 mA.  
 3.8 INSULATION RESISTANCE : 500 VDC 100 MΩ MIN. BETWEEN INPUT TO OUTPUT PLUG AND CASE.  
 3.9 TEMPERATURE RISE :INPUT 120 VAC 60 Hz, OUTPUT LOAD 1.0 A FOR INPUT COIL 75 °C MAX (BY USE RESISTANCE METHOD) ON CASE SURFACE X °C MAX (BY USE THERMOMETER METHOD) AT 25°C AMBIENT.  
 3.10 HUMIDITY TEST : TEMP. 40± 2 °C , 90-95 % R.H FOR 4 HOURS , AFTER AT MINUTES TAKEN OUT FROM OVEN . AND WIPED DRY. TEST 3.4、3.7 AND INSULATION TEST 10 MΩ MIN.

**4. MECHANICAL PERFORMANCE :**

- 4.1 STRAIN-RELIEF TEST : 10 LB FOR 60 SEC. IN ANY DIRECTION .  
 4.2 DROP TEST : UNIT IS TO BE DROPPED FROM 3 FEET HIGH ONTO A CONCRETE FLOOR COVERED WITH 1/8 INCH VINYL TILE 3 TIMES, THE UNIT SHOULD MEET THE ITEM 3.7、3.8.  
 4.3 BENDING RELIEF TEST : THE CORD AND S/R SHALL WITHSTAND WEIGHT OFF 200 g, IT SWINGS FROM LEFT TO RIGHT AT AN ANGLE OF 120 deg , 300 CYCLE TIMES NIN.  
 4.4 VIBRATION RESISTANCE : PRODUCT PACKAGED IN A INTENDED MANNER SHALL DEVELOP NO MECHANICAL OR ELECTRICAL FAILURE WHEN SUBJECTED TO A 1.5 mm PEAK TO PEAK AMPLITUDE , 10-50-10 Hz , VIBRATION IN EACH OF X , Y AND Z DIRECTIONS FOR 30 MINUTES .

**5. TEMPERATURE RANGE:**

- 5.1 USE TEMPERATURE EXTENT : 0 °C ~ +40 °C  
 5.2 STORAGE TEMPERATURE EXTENT : -25 °C ~ +55 °C

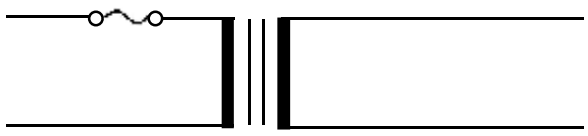
APPROVED BY \_\_\_\_\_ CHECKED BY \_\_\_\_\_ TESTED BY 李淑華

# ELECTRICAL DATA

CUSTOMER: JAMES  
 MODEL NO: ACU120100

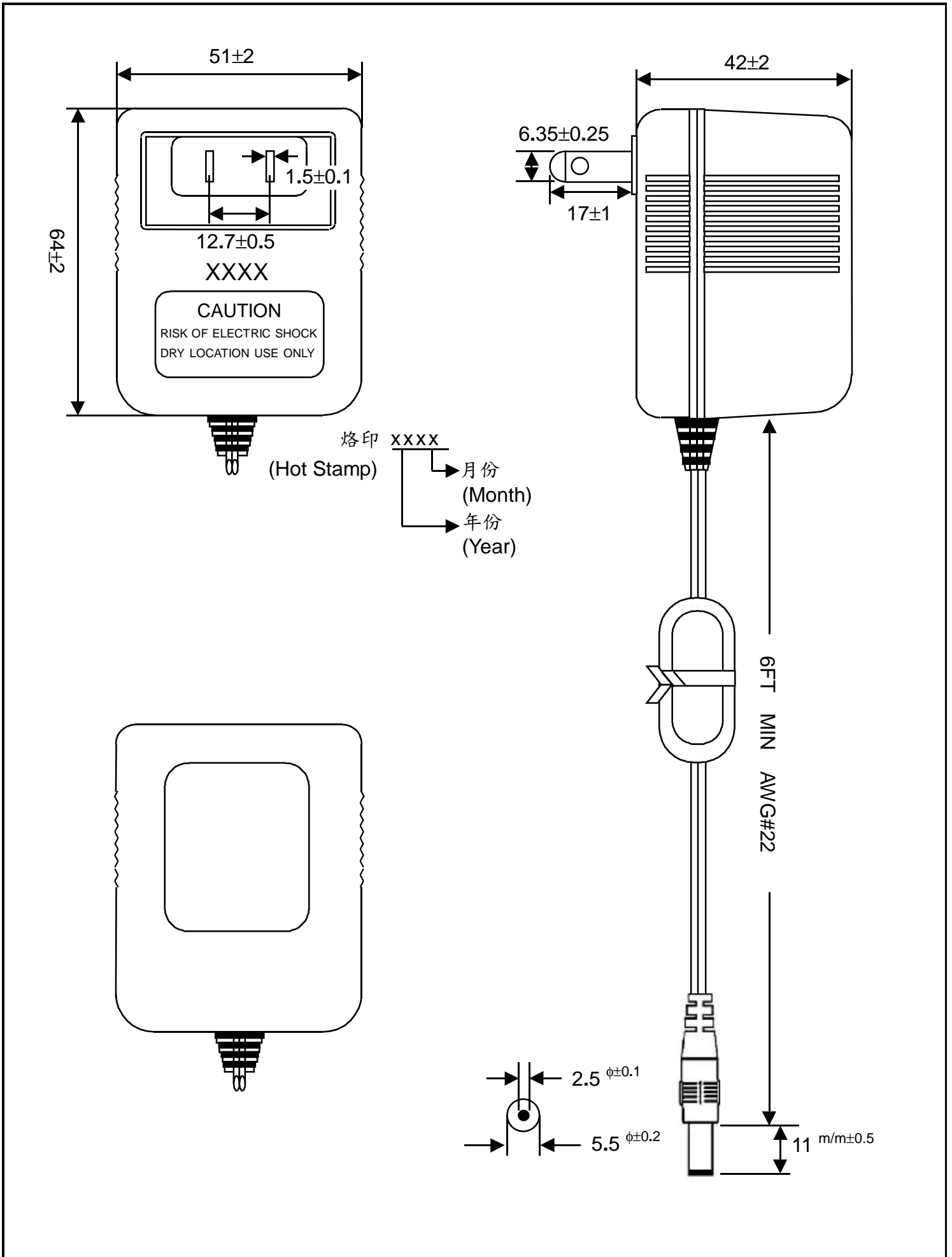
DATE: '05.08.03  
 DESIGNED NO: D0531

ITEM	SPEC.	SAMPLE									
		1	2	3	4	5	6	7	8	9	10
PRIMARY EXCITING CURRENT INPUT 120 V-AC 60 Hz	80 mA MAX.	34									
PRIMARY LOAD CURRENT INPUT 120 V-AC 60 Hz	mA	139									
SECONDARY #1 NO LOAD AC VOLTAGE		15.07									
SECONDARY #1 AC VOLTAGE LOAD 1000mA-AC	12V±5%	12.07									
TEMP RISE AFTER 4 HRS WARM UP IN 25 °C AMBIENT	75 °C MAX.	OK									
HI-POT TEST	PRI. TO SEC. & CORE AC 1240 V	OK									

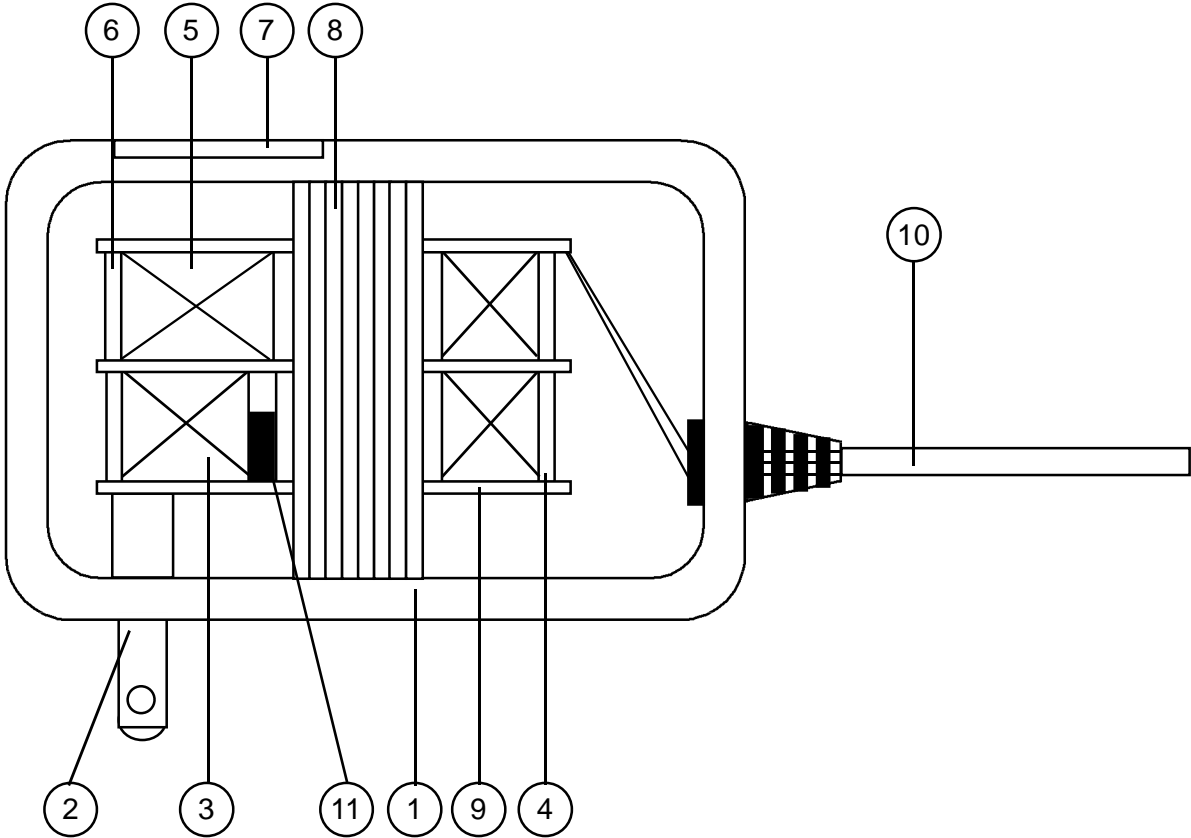


APPROVED BY \_\_\_\_\_ CHECKED BY \_\_\_\_\_ TESTED BY 李淑華

# 聯輝電機股份有限公司



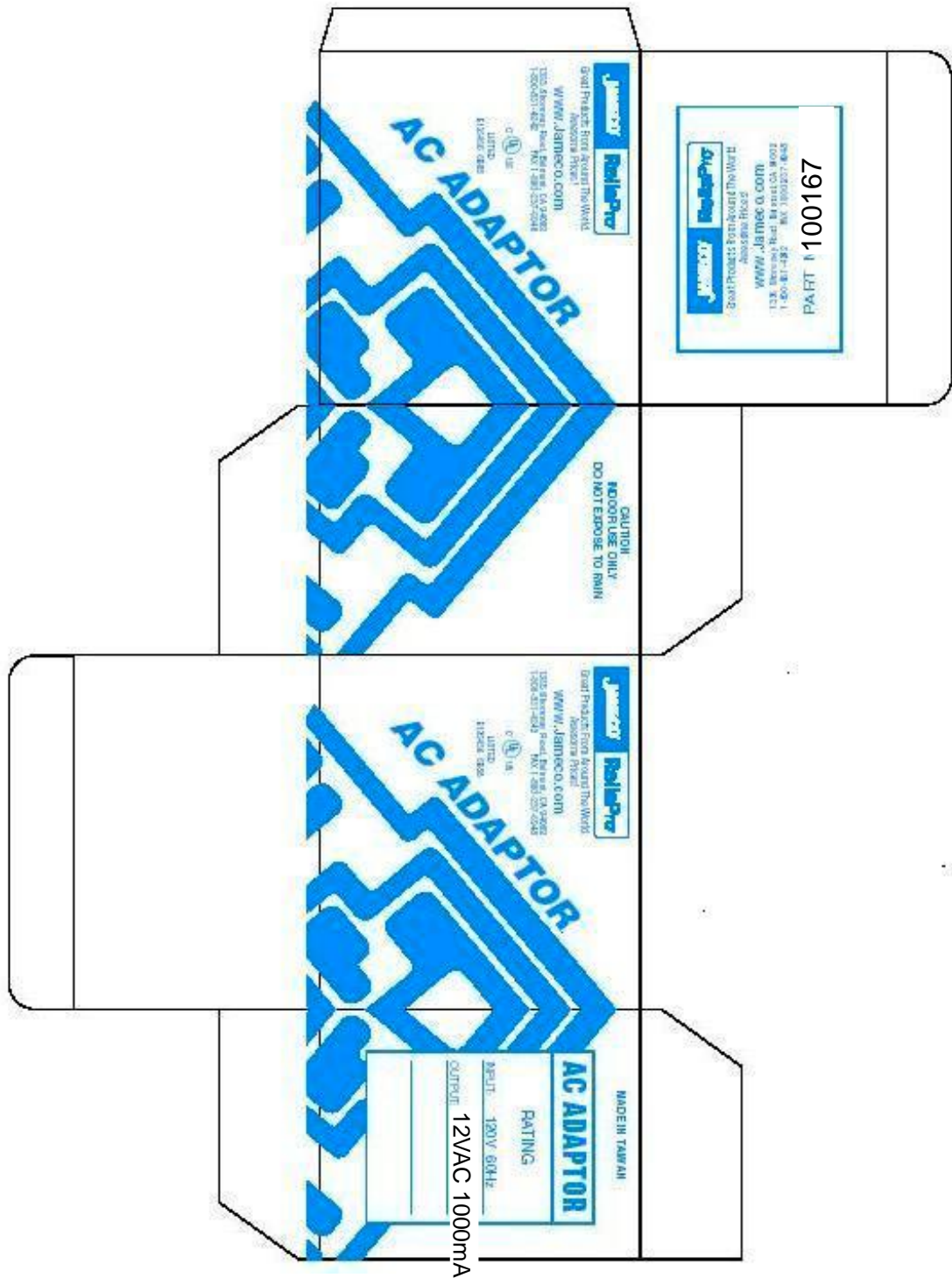
聯輝電機股份有限公司



# 聯輝電機股份有限公司

No	DESCRIPTION	MATERIAL	SPEC. & Q'TY	MANUFACTURE
1	Enclosure	Noryl SE 100		GE Plastics Japan Ltd. (E45587(B)
2	Primary Blades	Nickel Plating		Spread Profit Co., Ltd. or Equivalent.
3	Primary Winding	Polyurethane Enameled Copper Wire		Tai-I Electric Wire & Cable Co., Ltd. (E85640(S))or Equivalent.
4	Primary Outerwarp	Polyester Film Tape	0.05mm (4T)	Chyun Yih Tape Co., Ltd. (E81174) or Equivalent.
5	Secondary Winding	Polyurethane Enameled Copper Wire		Tai-I Electric Wire & Cable Co., Ltd. (E85640(S))or Equivalent.
6	Secondary Outerwarp	Polyester Film Tape	0.025mm (2T)	Chyun Yih Tape Co., Ltd. (E81174) or Equivalent.
7	Nameplate	P.V.C	0.35mm	I Hong Name Plate Co., Ltd. or Equivalent.
8	Core	Silicon Steel	0.5mm	Top Silicon Steel Corp. or Equivalent. or Equivalent.
9	Bobbin	Zytel 101 NY66		E.I Dupont De Nemoure & Company (E41938(M)) or Equivalent.
10	Output Cord	Flexible Cord	AWG#22 UL2468	Lu Her Wire & Cable Co., Ltd. or Equivalent.
11	Thermal Cutoff	M20 or A2	115°C	Joint Force Metal Research (E142267N) or Equivalent.

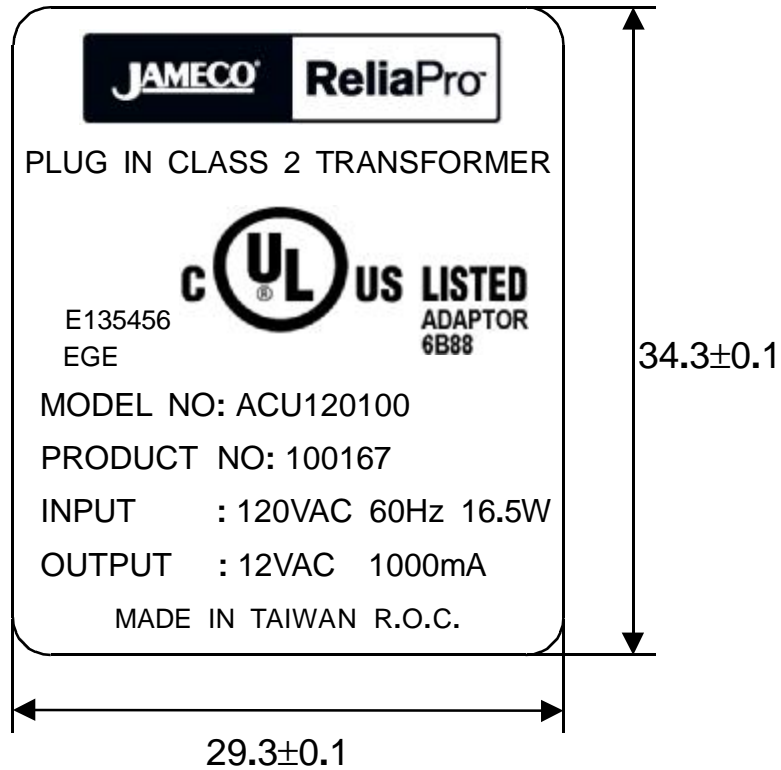
# 聯輝電機股份有限公司



- 1.尺寸:83x52x78m/m NO.3      2.磅數: 400 磅  
 3.印刷:白底藍色字体及圖案      色號: PMS 300

出圖章	名稱	小紙盒	5						
	料號		4						
	發行日		3						
	核准	品保審核	製圖	2					
			李淑華	1					
			符號	日期	變更事項			修訂者	審核者
			單位:m/m	版次		圖號	CN-411		

# 聯輝電機股份有限公司



- 1.材質: PVC
- 2.厚度:  $0.35^{+0.2}_{-0.1}$
- 3.印刷: 銀底黑字

出圖章	名稱	銘牌	5						
	料號		4						
	發行日		3						
	核准	品保審核	製圖	2					
			李淑華	1					
			符號	日期	變更事項			修訂者	審核者
			單位:m/m	版次	1-0	圖號			