

Distributed by:



www.Jameco.com ♦ 1-800-831-4242

The content and copyrights of the attached material are the property of its owner.

1011-09 S I K S S
1 2 3 4 5 6

- 1 NO. OF PINS : 09, 15, 25, 37
- 2 CONTACT TYPE : P-Male S-Female
- 3 SHELL PLATED : T - Tin shell
- 4 INSULATOR COLOR : B-blue K-black Y-yellow
- 5 MOUNTING TYPE : S-With jack screws & board lock
R-With UNC#4-40 insert & board lock
separate with screws
O-Other options under requirements
- 6 CONTACT PLATED : S-Selective gold plated
G-Gold plated

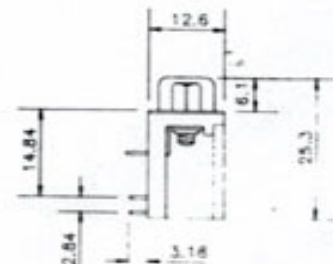
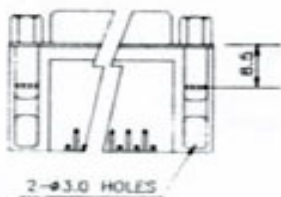
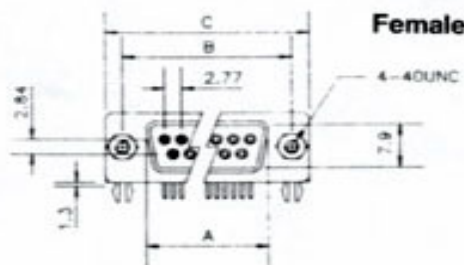
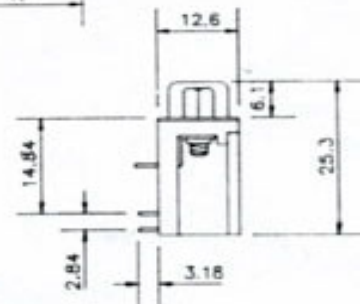
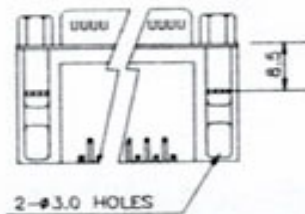
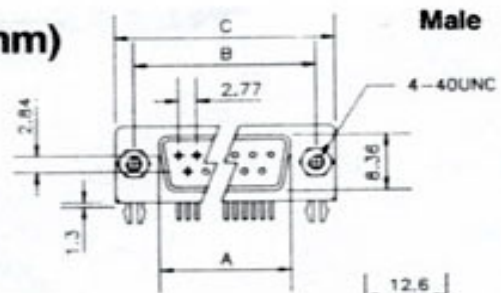
D-SUB RIGHT ANGLE TYPE (13.84mm)

Dimension

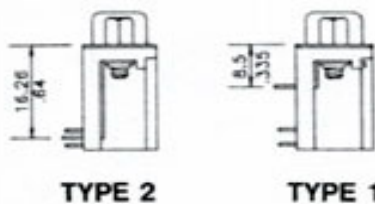
NO. OF CONTACT	A	B	C
09M	16.92	24.99	30.81
15M	25.25	33.32	39.14
25M	38.96	47.04	53.04
37M	55.42	63.50	69.32

Dimension

NO. OF CONTACT	A	B	C
09F	16.33	24.99	30.81
15F	24.66	33.32	39.14
25F	38.38	47.04	53.04
37F	54.84	63.50	69.32



Board lock type



TYPE 2

TYPE 1

