

Distributed by:

JAMECO[®]
ELECTRONICS

www.Jameco.com ♦ 1-800-831-4242

The content and copyrights of the attached
material are the property of its owner.

Jameco Part Number 1172285

SAFETY ORGANIZATION(S):

THIS FILTER HAS BEEN FORMALLY RECOGNIZED, CERTIFIED OR APPROVED BY THE LISTED AGENCY. THEREFORE, ALL TEST/REQUIREMENTS SPECIFIED IN THE LATEST REVISION OF THE FOLLOWING AGENCY STANDARDS HAVE BEEN MET:

- UL 1283
- UL RECOGNIZED
- CSA 22.2, NO.0,0.4,8
- CSA CERTIFIED
- VDE 565-3
- VDE APPROVED

OPERATING SPECIFICATIONS:

- LINE VOLTAGE/CURRENT: 10 AMP., 120/250 VAC
8 AMP/40°C, 250VAC
- LINE FREQUENCY: 50-60Hz
- MAX. LEAKAGE CURRENT, EACH LINE TO GROUND: 1.25mA @ 120V 60Hz
2.10mA @ 250V 50Hz
- OPERATING AMBIENT TEMP. RANGE: -10°C TO +40°C @ RATED CURRENT, I_r

IN AN AMBIENT, T_a, HIGHER THAN 40°C, THE MAXIMUM OPERATING CURRENT, I_o, IS AS FOLLOWS:

$$I_o = I_r \sqrt{\frac{85 - T_a}{45}}$$

RELIABILITY SPECIFICATIONS:

- STORAGE TEMPERATURE: -25°C TO +85°C
- HUMIDITY: 21 DAYS @ 40°C 95% RH
- CURRENT OVERLOAD TEST: 6 TIMES RATED CURRENT FOR 8 SECONDS

TEST SPECIFICATIONS:

- INDUCTANCE: L 7.83 mH NOMINAL
N 7.89 mH NOMINAL
- CAPACITANCE: (MEASURED @ 1 KHz, 0.25 VAC MAX., 25°C ±1°C)
LINE TO GROUND: .0155µF ±20%
- LINE TO LINE: 1.15 µF ±20%
- DISCHARGE RESISTOR: 270KΩ
- LINE/GROUND AND LINE/LINE: 6000 MΩ (MIN) AT 100 VDC
- INSULATION RESISTANCE: 20°C AND 50% RH (W/O DISCHARGE RESISTOR)

RECOMMENDED RECEIVING INSPECTION HIPOT:

- LINES TO GROUND: 2250 VDC FOR 1 MINUTE
- LINE TO LINE: 1450 VDC FOR 1 MINUTE

FILTER APPROVAL:

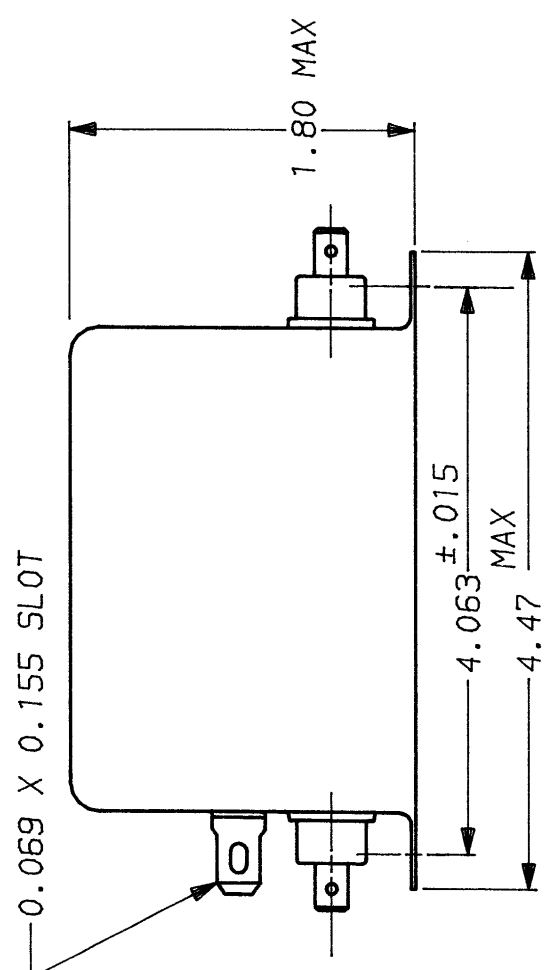
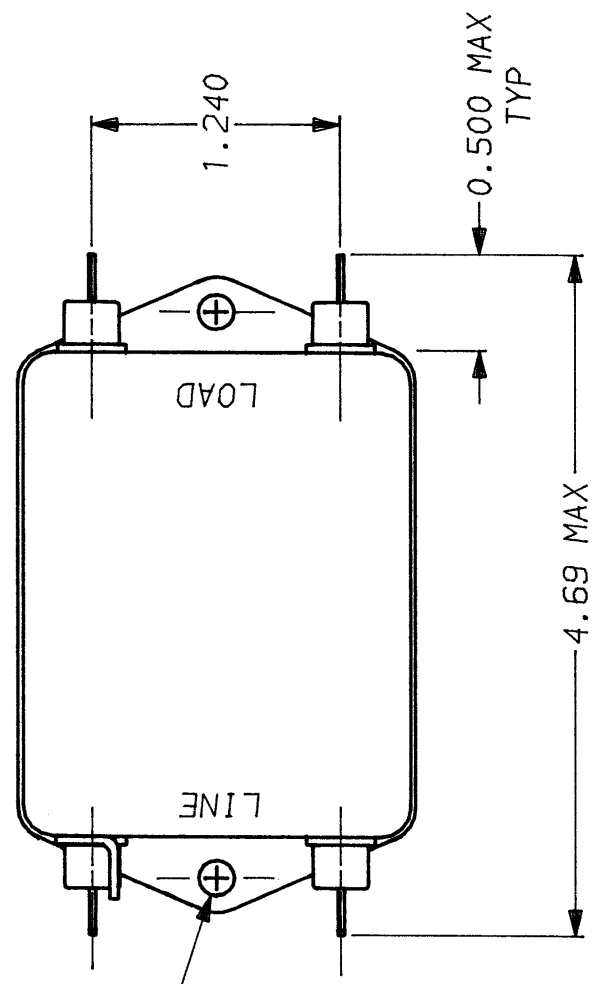
THE BEST WAY TO SELECT AND QUALIFY A FILTER IS FOR YOUR ENGINEERING TO TEST THE UNIT IN YOUR EQUIPMENT.

TOLERANCE EXCEPT AS NOTED

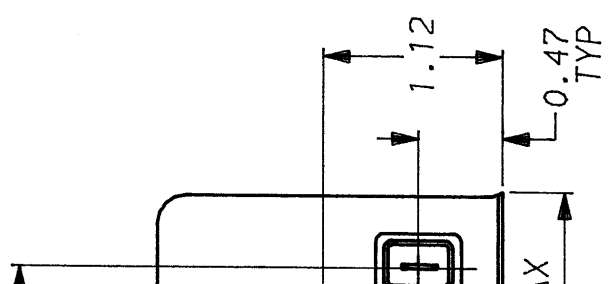
DECIMAL: .XXX .XX .X ANGLES ± 1°
 ENGLISH: ± .025
 METRIC: ± .025

MATERIAL: AS SUPPLIED

FINISH:




187±.010DIA (2)



| 50Ω - 50Ω (MINIMUM) INSERTION LOSS | | | | | | | | | | |
|------------------------------------|----|----|----|----|---|----|----|----|----|----|
| FREQUENCY MHz | 01 | 03 | 04 | 05 | 1 | 15 | 5 | 10 | 20 | 30 |
| COMMON dB | 8 | 8 | 8 | 8 | 8 | 44 | 55 | 75 | 70 | 60 |
| DIFF. dB | 6 | 6 | 6 | 6 | 6 | 35 | 45 | 72 | 70 | 75 |

This document is proprietary to CORCOM INC. and is not to be reproduced nor used for manufacturing purposes except on CORCOM's order or prior written consent.



CORCOM
LIBERTYVILLE, IL 60048

POWER LINE FILTER

| | | | |
|---------|------------|----------|------|
| SCALE | DATE | DRG. NO. | REV. |
| NTS | 8-6-90 | 10VN1.02 | 02 |
| DRW. BY | ORIGINATOR | | |
| CFW | CFW | | |

