

Distributed by:



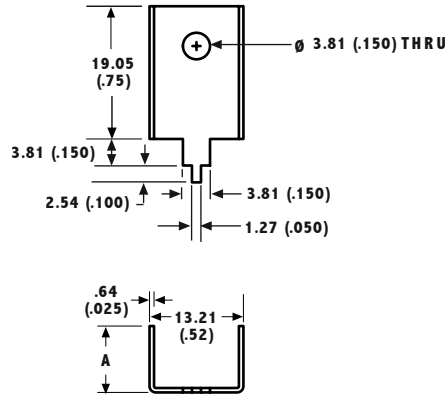
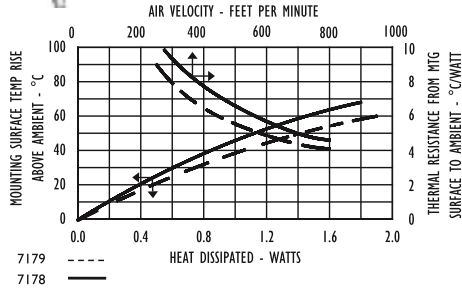
www.Jameco.com ♦ 1-800-831-4242

The content and copyrights of the attached material are the property of its owner.

T0 -220 Manual Attachment

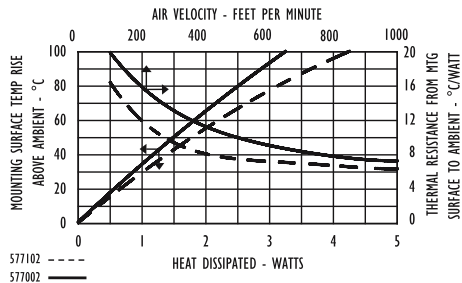
7178
7179

PART NUMBER	DESCRIPTION	A D im	PC BOARD LAYO UT	Y1 D im	Z1 D im
7178D	Copper base with solderable finish	9.52 (.375)	Fig. 4, page 68	.33 (.013)	2.54 (.100)
7179D	Copper base with solderable finish (Photo Left)	12.70 (.50)	Fig. 4, page 68	.33 (.013)	2.54 (.100)

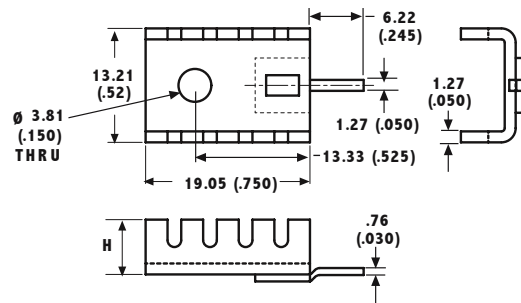


577002
577102
577202

PART NUMBER	DESCRIPTION	H D im	PC BOARD LAYO UT	Y1 D im	Z1 D im
577002B00000	Heat sink with no added hardware (Photo Left)	6.35 (0.25)			
577002B04000	For vertical mounting (Tab 40)	6.35 (0.25)	Fig. 4, page 68	.86 (.034)	1.75 (.069)
577102B00000	Heat sink with no added hardware	9.65 (0.38)			
577102B03900	For vertical mounting (Tab 39)	9.65 (0.38)	Fig. 4, page 68	.86 (.034)	1.75 (.069)
577102B04000	For vertical mounting (Tab 40)	9.65 (0.38)	Fig. 4, page 68	.86 (.034)	1.75 (.069)
577202B00000	Heat sink with no added hardware	12.70 (0.50)			
577202B04000	For vertical mounting (Tab 40)	12.70 (0.50)	Fig. 4, page 68	.86 (.034)	1.75 (.069)
577202J00000	Pre-black anodized finish	12.70 (0.50)			



Shown with Tab 40



Shown with Tab 39

