

Distributed by:

**JAMECO**<sup>®</sup>  
ELECTRONICS

**www.Jameco.com ♦ 1-800-831-4242**

The content and copyrights of the attached  
material are the property of its owner.

Jameco Part Number 1709345

# Axial Lead and Cartridge Fuses

Designed to IEC Standard

## 5 x 20 mm Fast-Acting Fuse 216 Series



- Designed to International (IEC) Standards for use globally.
- Meets the IEC 60127-2, Sheet 1 specification for Fast Acting Fuses.
- Available in Cartridge and Axial Lead Form.
- Available in ratings of 0.050 to 10 amperes.
- High breaking capacity.

### ELECTRICAL CHARACTERISTICS:


% of Ampere Rating	Ampere Rating	Opening Time
150%	.05–6.3	60 minutes, <b>Minimum</b>
	8-16	30 minutes, <b>Minimum</b>
210%	.05–16	30 minutes, <b>Maximum</b>
275%	.05–4	0.01 sec., <b>Min.</b> ; 2 sec. <b>Max.</b>
	5–6.3	0.01 sec., <b>Min.</b> ; 3 sec. <b>Max.</b>
	8-16	0.04 sec., <b>Min.</b> ; 20 sec. <b>Max.</b>
400%	.05–6.3	.003 sec., <b>Min.</b> ; 0.3 sec. <b>Max.</b>
	8-16	.01 sec., <b>Min.</b> ; 1.0 sec. <b>Max.</b>
1000%	.05–6.3	.02 seconds, <b>Maximum</b>
	8-16	.03 seconds, <b>Maximum</b>

### INTERRUPTING RATING:

0.05 - 10A 1500A @ 250 VAC, 0.7-0.8 power factor

### ORDERING INFORMATION:

Cartridge Catalog Number	Ampere Rating	Voltage Rating	Nominal Resistance Cold Ohms	Nominal Melting I <sup>2</sup> t A <sup>2</sup> Sec.
216.050	.050	250	15.900	0.00019
216.063	.063	250	10.450	0.00054
216.080	.080	250	7.885	0.00084
216.100	.100	250	5.793	0.00450
216.125	.125	250	3.675	0.00545
216.160	.160	250	5.349	0.00576
216.200	.200	250	3.350	0.00438
216.250	.250	250	2.350	0.00891
216.315	.315	250	1.850	0.015
216.400	.400	250	0.903	0.036
216.500	.500	250	0.847	0.169
216.630	.630	250	0.466	0.179
216.800	.800	250	0.295	0.288
216 001	1	250	0.237	0.180
216 1.25	1.25	250	0.153	0.477
216 01.6	1.6	250	0.111	1.008
216 002	2	250	0.076	1.870
216 02.5	2.5	250	0.058	2.697
216 3.15	3.15	250	0.037	6.700
216 004	4	250	0.025	14.996
216 005	5	250	0.018	27.460
216 06.3	6.3	250	0.014	56.429
216 008	8*	250	0.010	64.316
216 010	10*	250	0.008	154.339



### ENVIRONMENTAL SPECIFICATIONS:

**Operating temperature:** -55°C to 125°C

**Thermal Shock:** MIL-STD-202F Method 107G, Test Condition B: (5 cycles -65°C to +125°C)

**Vibration:** MIL-STD-202F Method 201A

**Humidity:** MIL-STD-202F Method 103B, Test Condition A. high relative humidity (95%) and elevated temperature (40°C) for 240 hours.

**Salt Spray:** MIL-STD-202F Method 101D, Test Condition B

### PHYSICAL SPECIFICATIONS:

**Material:** Body: Ceramic

Cap: Nickel Plated Brass

Leads: Tin Plated Copper

Filler Sand (160mA – 10A)

**Terminal Strength:** MIL-STD-202F Method 211A, Test Condition A

**Solderability:** Reference IEC 60127 Second Edition 2003-01 Annex A

**Product Marking:** Cap 1: current and voltage rating.  
Cap 2: Agency approval markings.

**Packaging:** Available in Bulk (V=5, H=100, M=1000 pcs/pkg) or on Tape/Reel (MRET1=1000 pcs/reel).

# Axial Lead and Cartridge Fuses

Designed to IEC Standard

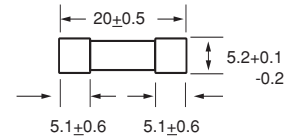
## 5 x 20 mm Fast-Acting Fuse 216 Series



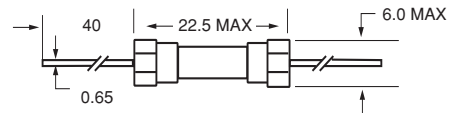
### Agency Approvals

Agency Approvals		Ampere Range
	Certificate No. Cartridge NBK250702-E10480 A & C NBK250702-E10480 E Leaded NBK250702-E10480 B & D NBK250702-E10480 F	1A – 10A
	Certificate No. 2003010207079960 2002010207007594	50mA – 800mA 1A – 6.3A
	Certificate No. SU05001-2013	1A – 10A
	Recognised File No. E10480 Guide No. JDYX2	
	File No. 029862 Acc. Class No. LR1422-30	50mA – 10A
	Licence No. KM41462	1A – 6.3A
	File No. 9848103, 9931059 304518 & 304555	32mA – 6.3A
		50mA – 10A

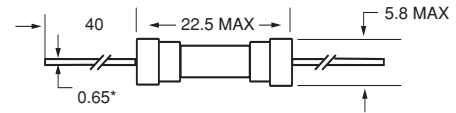
### 0216 000



### 0216.050 XE to 0216.100 XE



### 0216001.XE to 0216010.XE



All dimensions in mm

Notes:  
\* Ratings above 6.3A  
have 0.8 mm dia lead

### Average Time Current Curves

