

Distributed by:

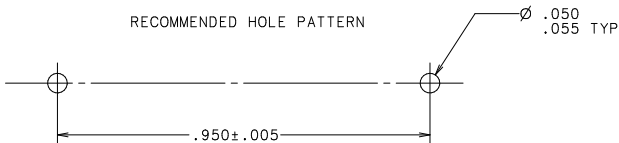
JAMECO[®]
ELECTRONICS

www.Jameco.com ♦ 1-800-831-4242

The content and copyrights of the attached
material are the property of its owner.

Jameco Part Number 1712608Drawing

RECOMMENDED HOLE PATTERN

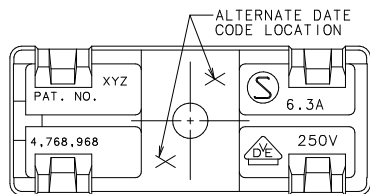
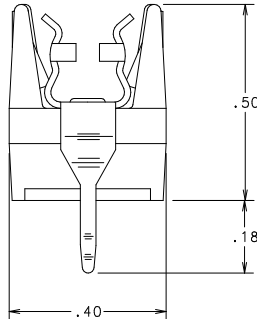
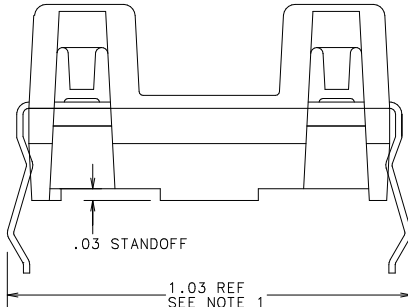
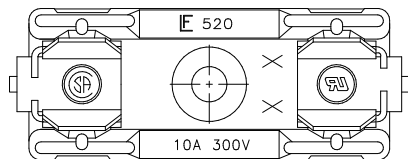


MATERIALS

FUSE BLOCK:
GLASS FILLED POLYESTER, BLACK

CLIP:
BRASS, .016 THICK
BRIGHT TIN PLATED

NOTES:
1. DIMENSION WITH A
5X20MM FUSE INSTALLED



UNLESS OTHERWISE SPECIFIED, DIMENSIONS DO NOT INCLUDE PLATING.
 DIMENSIONS ARE IN INCHES UNLESS OTHERWISE SPECIFIED.
 DENOTES CRITICAL CHARACTERISTICS.
 DENOTES CPK DIMENSIONS - MINIMUM CPK VALUE
 DENOTES A CHARACTERISTIC THAT PROVIDES AN INDICATION
 OF THE PRESENCE OF A DEFECTIVE CONDITION FOR MEASUREMENT
 AND TESTING TO BE DONE IN ACCORDANCE WITH THE
 SELF-INSPECTION INSTRUCTIONS.
 DENOTES CP DIMENSIONS - MINIMUM CP VALUE
 DIMENSIONS WITHIN THE DIMENSIONAL LIMITATIONS
 SPECIFIED FOR MAXIMUM TOOL LIFE.

CDPLIES TO	MATL SPEC	SEE NOTES	FINISH
1	9 18	DRW	DATE 11/07/97
2	10 19	CHK	SUPER DRW
3	12 20	APPD	RAW STK WT
4	13 21		
5	14 23		
6	15 23		
7	16 43		TOLERANCE UNLESS OTHERWISE SPECIFIED
8	17 53		TWO PLACE DEC ±.01 FRACTION ±
			THREE PLACE DEC ±.005 ANGULAR ±1°
TITLE			
5X20MM OMNI I -BLOK (P.C.B. MTG)			
LTR			REVISION
D	38836C REVISE & REDRAWN IN NEW STRUCTURE. 12/02/97 ER.		
F	38865D-ADD TWO CHAR DATE CODE IN TOP VIEW & LEADER NOTE. DEL. 1.03 3/24/98 KAM		
CHK	APD		

OUTLINE
0520101

DES PLAINES, ILL INOIS 60016

© Littelfuse®

REVISION
E

UNCONTROLLED DOCUMENT