

FEATURES

- High performance power relay
- PCB terminal and solder lug terminal and flanged case are available
- LED version are available
- UL, CUL, TUV, and CE approved
- Using at control equipment, vending machine, cooking appliances, office machine, domestic appliances, etc.



UL FILE NO.: E131959
 CUL FILE NO.: E131959
 TUV FILE NO.: R9956267

ORDERING INFORMATION

LB1 N — 12 D F S
 1 2 3 4 5 6

勝特力材料 886-3-5753170
 勝特力电子(上海) 86-21-54151736
 勝特力电子(深圳) 86-755-83298787
[Http://www.100y.com.tw](http://www.100y.com.tw)

1. Type

- LB1(1PDT) : 15A
- LB2(2PDT) : 12A
- LB2H(2PDT) : 10A
- LB4H(4PDT) : 5A

2. LED

- Nil : Without LED
- N : With LED

3. Coil Nominal Voltage

4. Coil Nominal Voltage Type
- D: DC
 - A: AC

5. Cover Type

- Nil : Standard Type
- F : Flange Cover

6. Terminal Type

- S : Solder Lug / Plug-In Terminal
- P : PCB Terminal

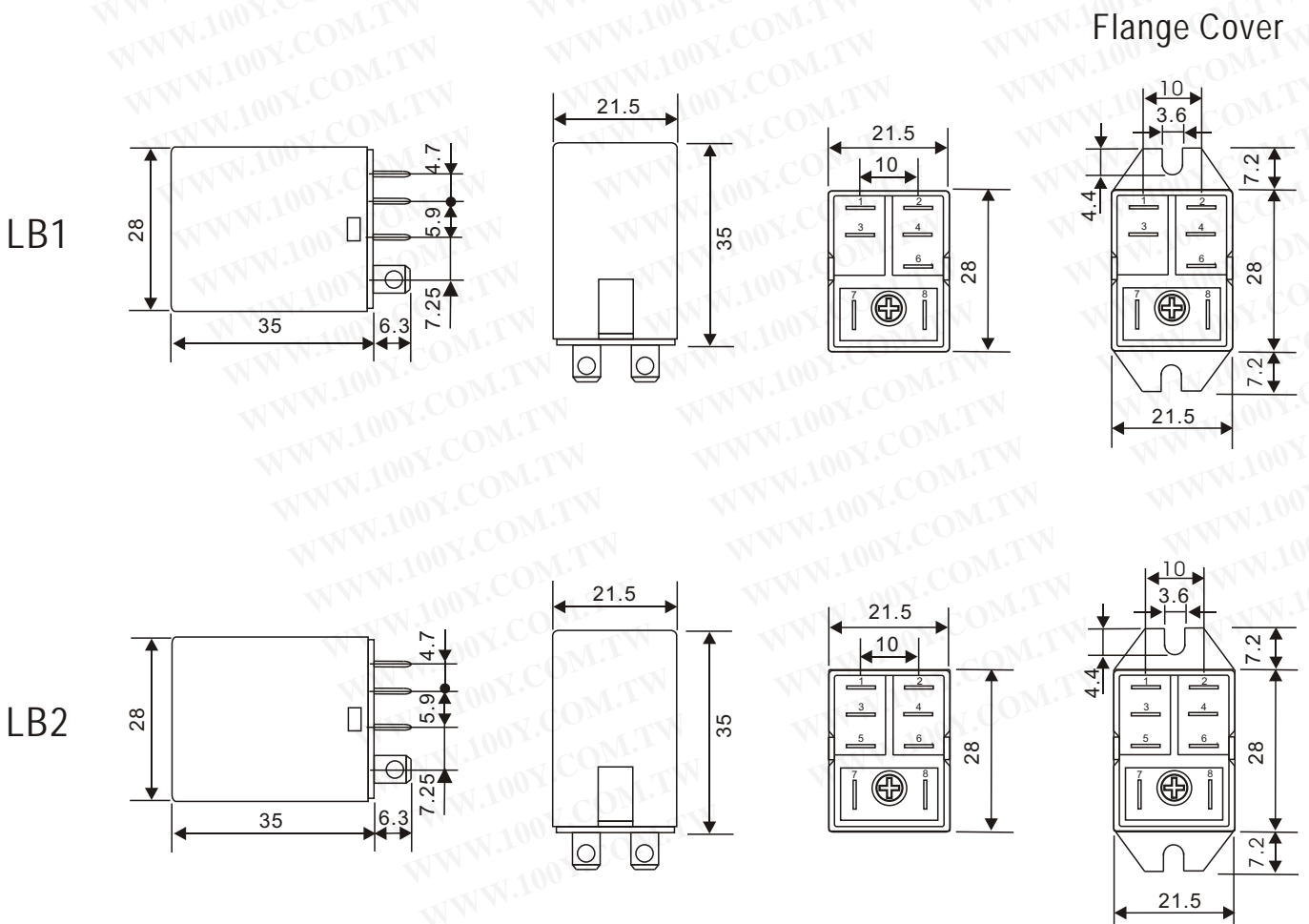
COIL DATA(at 25°C)

AC 1.2VA				DC 0.9-1.1W				
Coil Nominal Voltage (50/60Hz)	Resistance Tol.±10% (Ohms)	Maximum Pick Up Voltage (V)	Minimum Drop Out Voltage (V)	Coil Nominal Voltage (VDC)	Resistance Tol.±10% (Ohms)	Nominal Current (mA)	Maximum Pick Up Voltage (V)	Minimum Drop Out Voltage (V)
6	10	4.8	1.8	6	40	150	4.5	0.6
12	45	9.6	3.6	12	160	75	9.0	1.2
24	160	19.2	7.2	24	650	37	18.0	2.4
48	670	38.4	14.4	48	2,600	19	36.0	4.8
100/110	3,900	88.0	33.0	90	9,000	10	67.5	9.0
220/240	16,000	176.0	66.0	100/110	11,000	9	82.5	11.0

CONTACT RATING

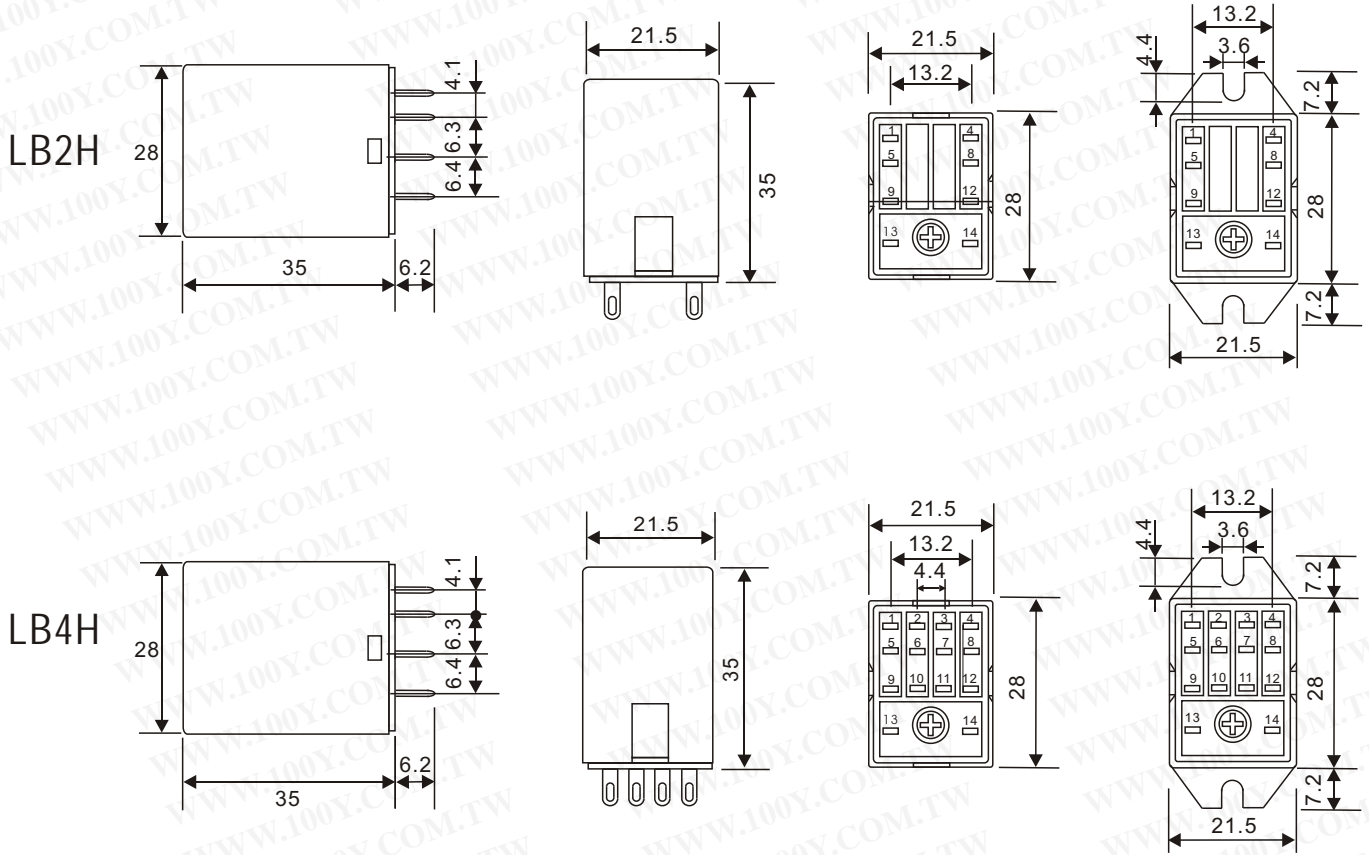
LB1 TYPE	Resistive (Cos. = 1)	AC 240V / DC 30V	15A	UL
		AC 240V / DC 24V	15A	TUV
LB1 TYPE	Inductive (Cos. = 0.4)	AC 240V	8A	TUV
LB2 TYPE	Resistive (Cos. = 1)	AC 240V / DC 30V	12A	UL
		AC 240V / DC 24V	10A	TUV
LB2 TYPE	Inductive (Cos. = 0.4)	AC 240V	5A	TUV
LB2H TYPE	Resistive (Cos. = 1)	AC 240V / DC 30V	10A	UL
		AC 240V / DC 24V	10A	TUV
LB2H TYPE	Inductive (Cos. = 0.4)	AC 240V	5A	TUV
LB4H TYPE	Resistive (Cos. = 1)	AC 240V / DC 30V	5A	UL
		AC 240V / DC 24V	5A	TUV
LB4H TYPE	Inductive (Cos. = 0.4)	AC 240V	3A	TUV

DIMENSIONS(mm)

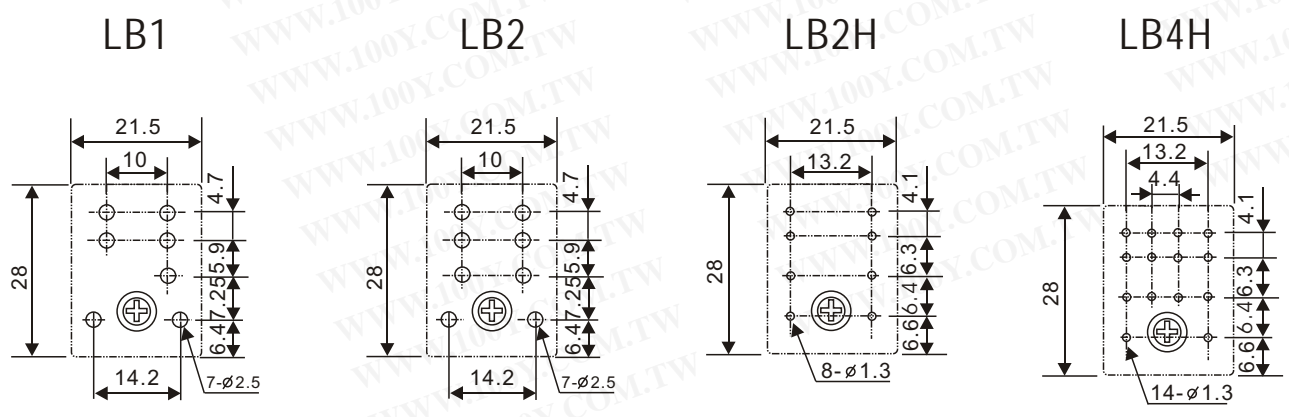


DIMENSIONS(mm)

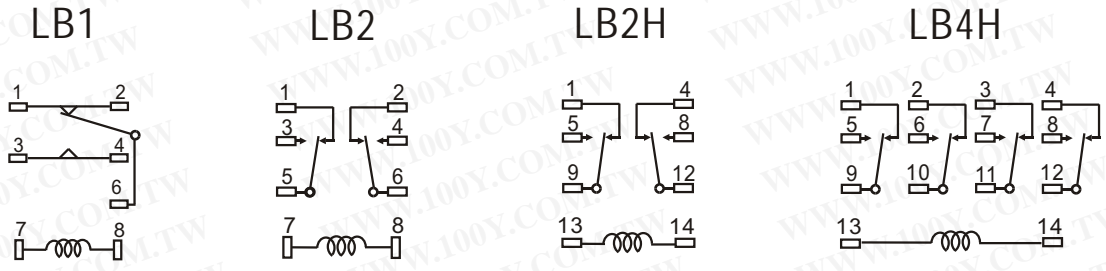
Flange Cover



DRILLING PLAN



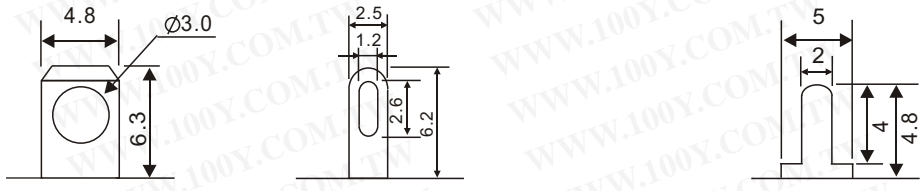
WRING DIAGRAM



TERMINAL TYPE(mm)

SOLDER LUG/PLUG-IN

PRINTED CIRCUIT



GENERAL DATA

Insulation Resistance	1,500 M Min. (DC 500V)
Dielectric Strength	750 VAC, 50/60Hz between contact.
	1,500 VAC, 50/60Hz between all elements.
Contact Material	Silver- Cadmium Oxide as standard.
Contact Resistance	100 milliohms max. (initial value)
Shock Resistance	Malfunction: 10G(11ms) ; Destructive: 100G(6ms)
Vibration Resistance	Malfunction: 10 to 55 Hz. at Double Amplitude of 1.5 mm
	Destructive: 10 to 55 Hz. at Double Amplitude of 1.5 mm
Operation Time	15 ms max.
Release Time	15 ms max.
Temperature Range	- 40°C ~ + 60°C
Expected Life	With operation rate 30/min.
	Mechanical - 10,000,000 operations min.
	Electrical - 100,000 operations min. at rated load.
Weight	37 grams