

1

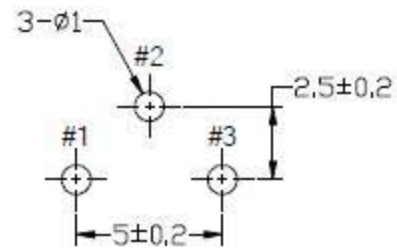
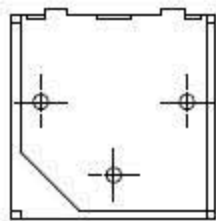
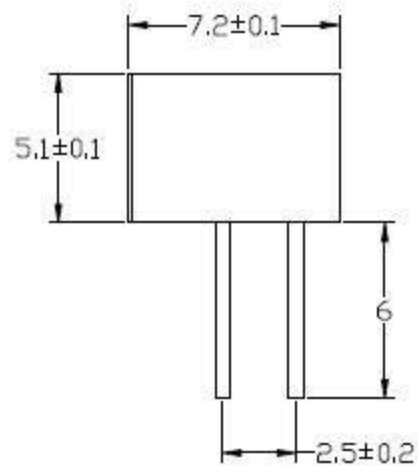
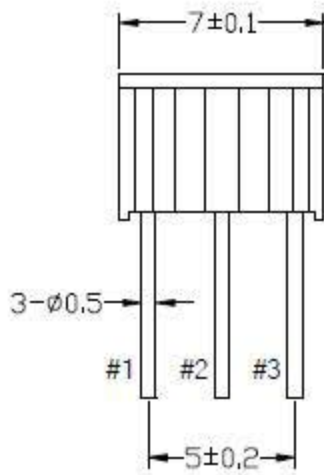
2

3

4

A

A



Mounting hole details

B

B

C

C

D

D

E

E

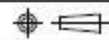
No Indication Tolerance

Less than 10	±0.3
above 10--30	±0.5
above 30--100	±1.0
angular dimension	±5°

F

F

Projection



Unit

mm

File name

Drawn by

Checked by

Approved by

Article No.

chen.

Designed No.

Scale

No.

Description

Date

Nov.26th,2005

3362P

Drawing-Number

Edition

Sheet

DN2005112601

2.0

/

1

4