

Distributed by:

JAMECO[®]
ELECTRONICS

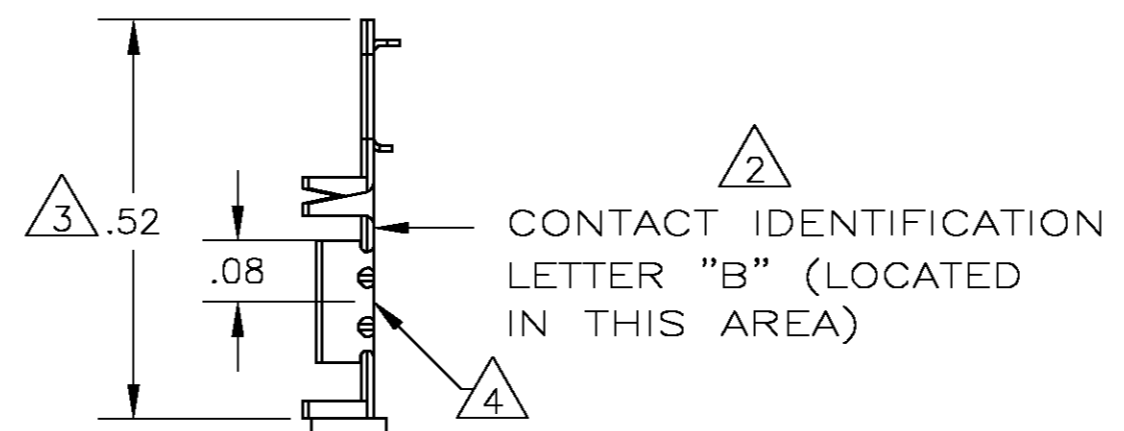
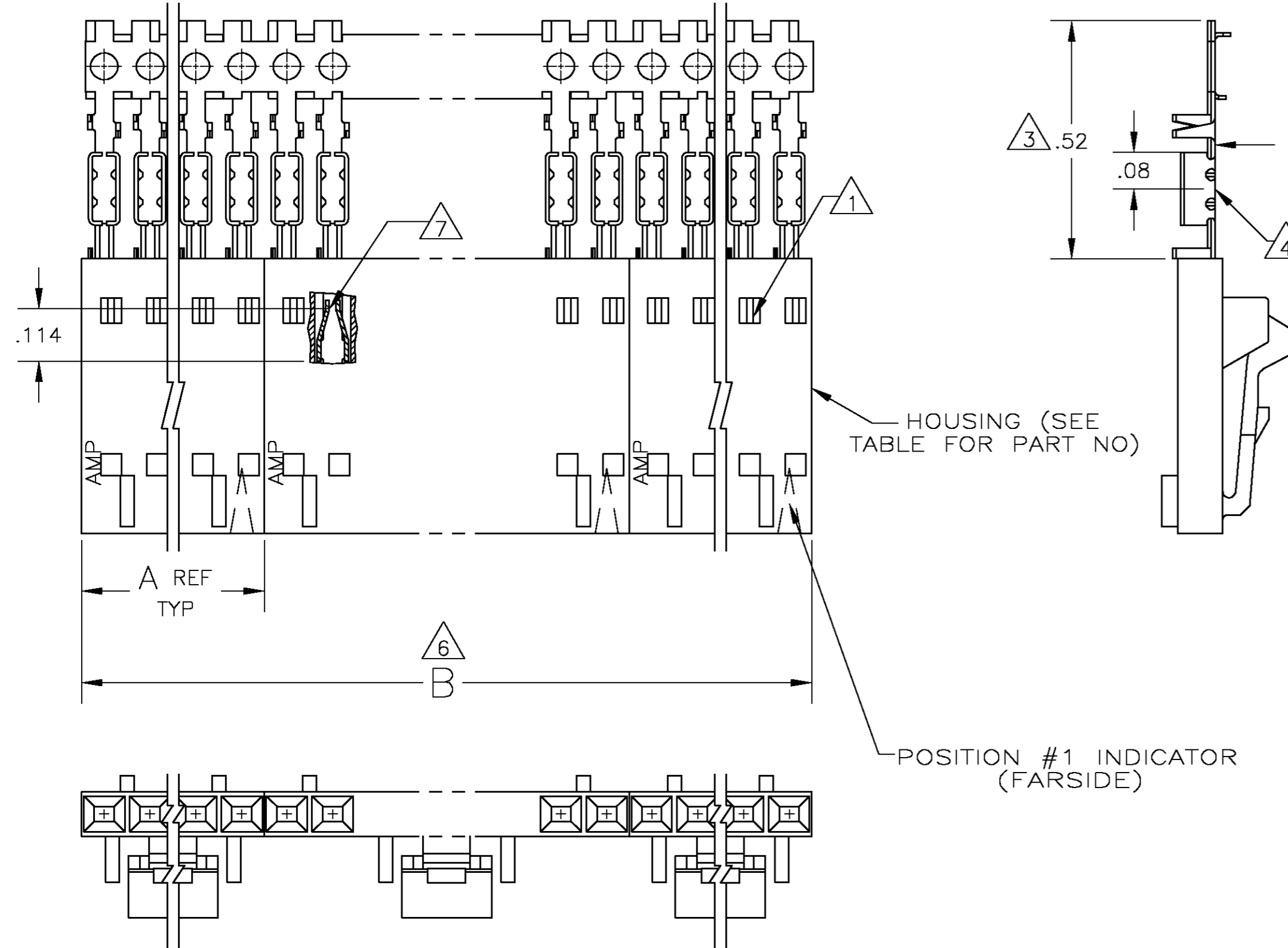
www.Jameco.com ♦ 1-800-831-4242

The content and copyrights of the attached
material are the property of its owner.

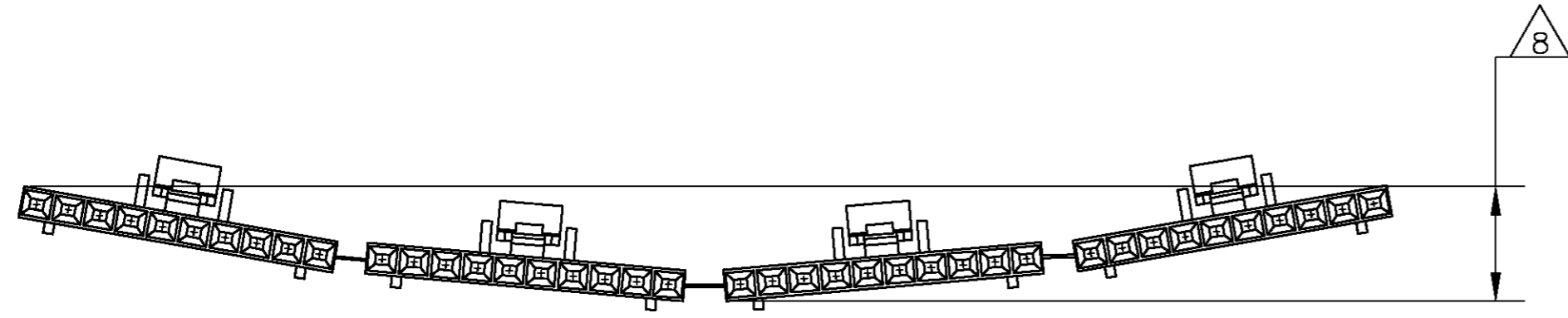
Jameco Part Number 1932230

THIS DRAWING IS UNPUBLISHED. RELEASED FOR PUBLICATION
 © COPYRIGHT BY TYCO ELECTRONICS CORPORATION. ALL RIGHTS RESERVED.

LOC	DIST	REVISIONS			
P	LTR	DESCRIPTION	DATE	DWN	APVD
AD	00	N	EC 0G3C 0734 04	15DEC04	BSV JLG



- 1 CONTACTS ARE LATCHED INTO THE PRELOAD WINDOWS
- 2 USE WITH #22-#26 AWG WIRE SIZE, .054/.030 INSULATION DIAMETER, .015 MAXIMUM INSULATION THICKNESS
- 3 THE DIMENSION APPLIES WITH THE FORWARD PRELOAD STOP IN CONTACT WITH THE HOUSING SURFACE
- 4 POINT OF MEASUREMENT FOR PLATING THICKNESS
- 5 FOR INDIVIDUAL ASSEMBLIES SEE PART NUMBER 103644
- 6 ASSEMBLIES ARE JOINED BY THE CARRIER STRIP. ORDER QUANTITY REFLECTS TOTAL NUMBER OF INDIVIDUAL ASSEMBLIES REQUIRED. SEE TABLE FOR NUMBER OF ASSEMBLIES PER STRIP.
- 7 POINT OF MEASUREMENT FOR PLATING THICKNESS (INSIDE BEAMS)
- 8 MAXIMUM ALLOWABLE BOW OF ASSEMBLY NOT TO EXCEED .055.
- 9 .000015 GOLD IN THE CONTACT AREA. .000050-.000100 BRIGHT TIN-LEAD ON THE TERMINATION AREA. ALL OVER .000050 NICKEL.
- 10 .000015 GOLD IN THE CONTACT AREA. .000050-.000100 BRIGHT TIN ON THE TERMINATION AREA. ALL OVER .000050 NICKEL.
- 11 PRELIMINARY PART - NOT RELEASED FOR PRODUCTION.
- 12 .000015 GOLD IN THE CONTACT AREA. .000050-.000100 MATTE TIN ON THE TERMINATION AREA. ALL OVER .000050 NICKEL.



EXAMPLE: STRIP ASSEMBLY
SCALE 2:1

THIS DRAWING IS A CONTROLLED DOCUMENT.		DWN L A MAYER 11-4-86	Tyco Electronics Corporation Harrisburg, Pa 17105-3608	
DIMENSIONS: INCHES		CHK P de Jong 11-12-86	NAME RCPT ASSY, AMPMODU MTE, SINGLE ROW, .100 C/L, LATCHED & POLARIZED FOR #22-#25 AWG WIRE SIZE, STRIP FORM	
TOLERANCES UNLESS OTHERWISE SPECIFIED: 0 PLC ± - 1 PLC ± - 2 PLC ± .02 3 PLC ± .005 4 PLC ± - ANGLES ± - FINISH		APVD P de Jong 11-12-86	PRODUCT SPEC 108-25034	
MATERIAL HOUSING: SEE TABLE		APPLICATION SPEC 114-25026	SIZE A2	CAGE CODE 00779
		WEIGHT -	DRAWING NO C=103957	RESTRICTED TO -
		CUSTOMER DRAWING		SCALE 4:1 SHEET 1 OF 2 REV N

THIS DRAWING IS UNPUBLISHED. RELEASED FOR PUBLICATION
 © COPYRIGHT BY TYCO ELECTRONICS CORPORATION. ALL RIGHTS RESERVED.

LOC	DIST	REVISIONS					
AD	00	P	LTR	DESCRIPTION	DATE	DWN	APVD
		-		SEE SHEET 1	-	-	-

△12	2	2.40	1.198	1-104257-1	12	6-103957-1	
△12	2	2.20	1.098	1-104257-0	11	6-103957-0	
△12	2	2.00	.998	104257-9	10	5-103957-9	
△12	2	1.80	.898	104257-8	9	5-103957-8	
△12	2	1.60	.798	104257-7	8	5-103957-7	
△12	2	1.40	.698	104257-6	7	5-103957-6	
△12	4	2.39	.598	104257-5	6	5-103957-5	
△12	4	1.99	.498	104257-4	5	5-103957-4	
△12	5	1.99	.398	104257-3	4	5-103957-3	
△12	8	2.40	.298	104257-2	3	5-103957-2	
△12	10	2.00	.198	104257-1	2	5-103957-1	
△11	△10	2	1.40	.698	104257-6	7	2-103957-0
△11	△10	2	2.40	1.198	1-104257-1	12	1-103957-9
△11	△10	2	2.00	.998	104257-9	10	1-103957-8
△10	2	1.60	.798	104257-7	8	1-103957-7	
△10	4	2.39	.598	104257-5	6	1-103957-6	
△10	4	1.99	.498	104257-4	5	1-103957-5	
△10	5	1.99	.398	104257-3	4	1-103957-4	
△10	8	2.40	.298	104257-2	3	1-103957-3	
△10	10	2.00	.198	104257-1	2	1-103957-2	
△9	2	2.40	1.198	1-104257-1	12	1-103957-1	
△9	2	2.20	1.098	1-104257-0	11	1-103957-0	
△9	2	2.00	.998	104257-9	10	103957-9	
△9	2	1.80	.898	104257-8	9	103957-8	
△9	2	1.60	.798	104257-7	8	103957-7	
△9	2	1.40	.698	104257-6	7	103957-6	
△9	4	2.39	.598	104257-5	6	103957-5	
△9	4	1.99	.498	104257-4	5	103957-4	
△9	5	1.99	.398	104257-3	4	103957-3	
△9	8	2.40	.298	104257-2	3	103957-2	
△9	10	2.00	.198	104257-1	2	103957-1	
PLATING	△6	B	A	HOUSING PART NUMBER	NO OF POSN	ASSEMBLY PART NUMBER ON STRIP	

THIS DRAWING IS A CONTROLLED DOCUMENT.		DWN L A MAYER 11-4-86	tyco Tyco Electronics Corporation	
DIMENSIONS: INCHES		CHK P de Jong 11-12-86	Harrisburg, Pa 17105-3608	
TOLERANCES UNLESS OTHERWISE SPECIFIED: 0 PLC ± - 1 PLC ± - 2 PLC ± .02 3 PLC ± .005 4 PLC ± - ± - ANGLES ± - ± - FINISH SEE TABLE		APVD P de Jong 11-12-86	NAME RCPT ASSY, AMPMODU MTE, SINGLE ROW, .100 C/L, LATCHED & POLARIZED FOR #22-#25 AWG WIRE SIZE, STRIP FORM	
MATERIAL -		PRODUCT SPEC 108-25034	SIZE A2	RESTRICTED TO -
		APPLICATION SPEC 114-25026	CAGE CODE 00779	DRAWING NO C=103957
		WEIGHT -	SCALE 1:1	SHEET 2 OF 2
		CUSTOMER DRAWING	REV N	