



Features

- 3/8" Square/ Multiturn / Cermet / Industrial / Sealed
- Five popular terminal styles
- Standoffs
- RoHS compliant* version available
- For trimmer applications/processing guidelines, [click here](#)

3299 - 3/8" Square Trimpot® Trimming Potentiometer

Electrical Characteristics

Standard Resistance Range 10 to 2 megohms
 (see standard resistance table)

Resistance Tolerance ±10 % std.
 (tighter tolerance available)

Absolute Minimum Resistance 1 % or 2 ohms max.
 (whichever is greater)

Contact Resistance Variation 1.0 % or 3 ohms max.
 (whichever is greater)

Adjustability

Voltage ±0.01 %

Resistance ±0.05 %

Resolution Infinite

Insulation Resistance 500 vdc.
 1,000 megohms min.

Dielectric Strength

Sea Level 900 vac

70,000 Feet 350 vac

Effective Travel 25 turns nom.

Environmental Characteristics

Power Rating (300 volts max.)

70 °C 0.5 watt

125 °C 0 watt

Temperature Range ... -55 °C to +125 °C

Temperature Coefficient ... ±100 ppm/°C

Seal Test 85 °C Fluorinert†

Humidity MIL-STD-202 Method 103
 96 hours
 (2 % ΔTR, 10 Megohms IR)

Vibration 20 G (1 % ΔTR; 1 % ΔVR)

Shock 100 G (1 % ΔTR; 1 % ΔVR)

Load Life 1,000 hours 0.5 watt @ 70 °C
 (3 % ΔTR; 3 % or 3 ohms,
 whichever is greater, CRV)

Rotational Life 200 cycles
 (4 % ΔTR; 3 % or 3 ohms,
 whichever is greater, CRV)

Physical Characteristics

Torque 3.0 oz-in. max.

Mechanical Stops Wiper idles

Terminals Solderable pins

Weight 0.035 oz.

Marking Manufacturer's
 trademark, resistance code,
 wiring diagram, date code,
 manufacturer's model
 number and style

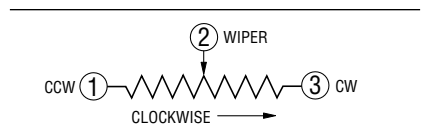
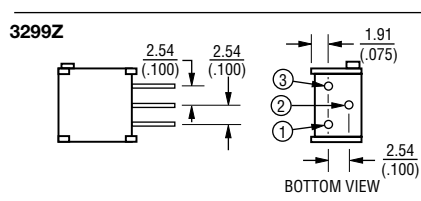
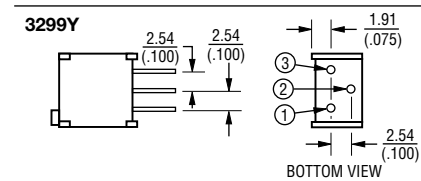
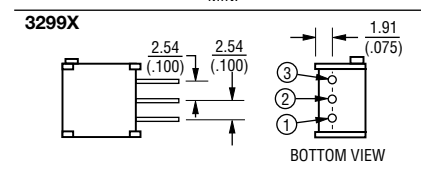
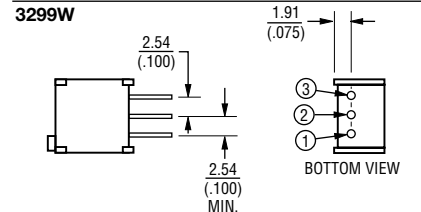
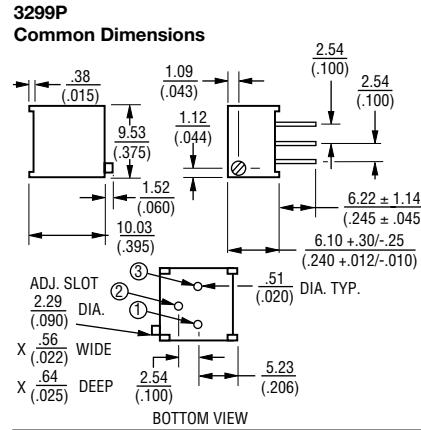
Wiper 50 % (Actual TR) ±10 %

Flammability U.L. 94V-0

Standard Packaging 50 pcs. per tube

Adjustment Tool H-90

Product Dimensions



DIMENSIONS: $\frac{\text{MM}}{\text{(INCHES)}}$

TOLERANCES: ± $\frac{0.25}{(.010)}$ EXCEPT WHERE NOTED

Standard Resistance Table

Resistance (Ohms)	Resistance Code
10	100
20	200
50	500
100	101
200	201
500	501
1,000	102
2,000	202
5,000	502
10,000	103
20,000	203
25,000	253
50,000	503
100,000	104
200,000	204
250,000	254
500,000	504
1,000,000	105
2,000,000	205

Popular distribution resistance values listed in boldface. Special resistances available.

How To Order

3299 W - 1 - 103 LF

Model _____

Style _____

Standard or Modified Product Indicator _____

- 1 = Standard Product

Resistance Code _____

Terminations _____

LF = 100 % Tin-plated (RoHS compliant)

Blank = 90 % Tin / 10 % Lead-plated (Standard)

Consult factory for other available options.

REV. 08/10

*RoHS Directive 2002/95/EC Jan 27 2003 including Annex.
 "Trimpot" is a registered trademark of Bourns, Inc.
 †"Fluorinert" is a registered trademark of 3M Co.
 Specifications are subject to change without notice.
 Customers should verify actual device performance in their specific applications.