

Distributed by:

JAMECO[®]
ELECTRONICS

www.Jameco.com ♦ 1-800-831-4242

The content and copyrights of the attached
material are the property of its owner.

Jameco Part Number 1954586



15W Output Switching Power Supply

PM-15 series



■ Features :

- Universal AC input / Full range
- Protections: Short circuit / Overload / Over voltage
- Ultra-miniature size, light weight
- Cooling by free air convection
- Isolation class II
- UL60601-1/IEC60601-1/EN60601-1 medical safety approved
- No load power consumption < 0.5W
- 100% full load burn-in test
- Fixed switching frequency at 67KHz
- High reliability
- 3 years warranty

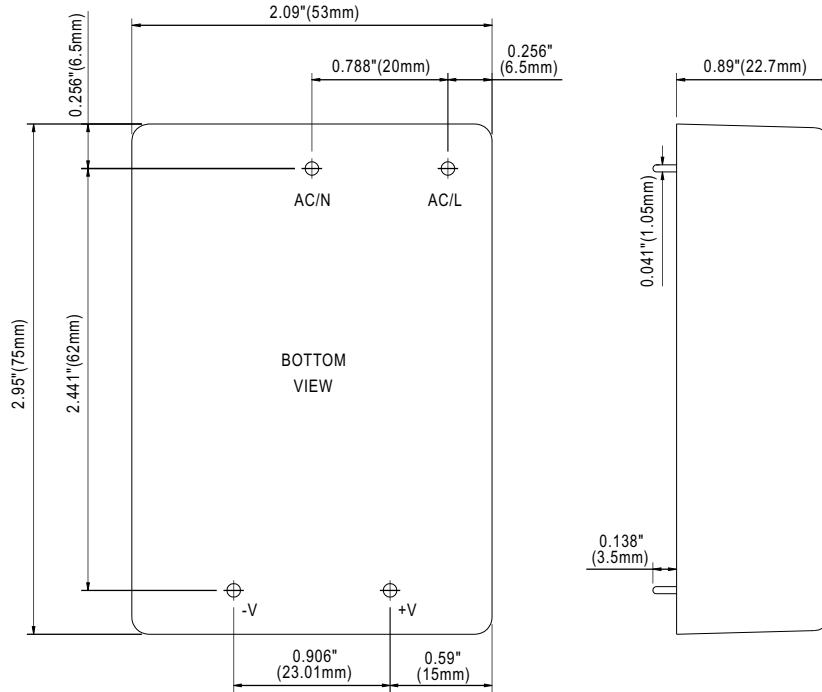


SPECIFICATION

MODEL	PM-15-3.3	PM-15-5	PM-15-12	PM-15-15	PM-15-24	
OUTPUT	DC VOLTAGE	3.3V	5V	12V	15V	24V
	RATED CURRENT	3.5A	3A	1.25A	1A	0.63A
	CURRENT RANGE	0 ~ 3.5A	0 ~ 3A	0 ~ 1.25A	0 ~ 1A	0 ~ 0.63A
	RATED POWER	11.55W	15W	15W	15W	15.12W
	RIPPLE & NOISE (max.) Note.2	80mVp-p	80mVp-p	150mVp-p	150mVp-p	240mVp-p
	VOLTAGE TOLERANCE Note.3	±3.0%	±2.0%	±2.0%	±2.0%	±2.0%
	LINE REGULATION	±1.0%	±1.0%	±0.5%	±0.5%	±0.5%
	LOAD REGULATION	±1.0%	±1.0%	±1.0%	±1.0%	±0.5%
	SETUP, RISE TIME	1000ms, 20ms/230VAC 1000ms, 20ms/115VAC at full load				
HOLD UP TIME (Typ.)	100ms/230VAC 24ms/115VAC at full load					
INPUT	VOLTAGE RANGE	85 ~ 264VAC 120 ~ 370VDC				
	FREQUENCY RANGE	47 ~ 440Hz				
	EFFICIENCY (Typ.)	73%	76%	78%	79%	81%
	AC CURRENT (Typ.)	0.35A/115VAC 0.2A/230VAC				
	INRUSH CURRENT (Typ.)	COLD START 30A/115VAC 50A/230VAC				
PROTECTION	OVERLOAD	Above 105% rated output power Protection type : Hiccup mode, recovers automatically after fault condition is removed				
	OVER VOLTAGE	3.8 ~ 4.95V	5.75 ~ 6.75V	13.8 ~ 16.2V	17.25 ~ 20.25V	27.6 ~ 32.4V
ENVIRONMENT	WORKING TEMP.	-20 ~ +70°C (Refer to output load derating curve)				
	WORKING HUMIDITY	20 ~ 90% RH non-condensing				
	STORAGE TEMP., HUMIDITY	-40 ~ +85°C, 10 ~ 95% RH				
	TEMP. COEFFICIENT	±0.03%/°C (0 ~ 50°C)				
	VIBRATION	10 ~ 500Hz, 2G 10min./1cycle, period for 60min. each along X, Y, Z axes				
SAFETY & EMC (Note 4)	SAFETY STANDARDS	UL60950-1, UL60601-1, TUV EN60601-1, IEC60601-1 approved				
	WITHSTAND VOLTAGE	I/P-O/P:4KVAC				
	ISOLATION RESISTANCE	I/P-O/P:100M Ohms/500VDC				
	EMI CONDUCTION & RADIATION	Compliance to EN55011(CISPR11),EN55022 (CISPR22) Class B				
	HARMONIC CURRENT	Compliance to EN61000-3-2,-3				
OTHERS	MTBF	499.7Khrs min. MIL-HDBK-217F (25°C)				
	DIMENSION	75*53*22.7mm (L*W*H)				
	PACKING	0.14Kg; 120pcs/17.8Kg/0.97CUFT				
NOTE	<ol style="list-style-type: none"> 1. All parameters NOT specially mentioned are measured at 230VAC input, rated load and 25°C of ambient temperature. 2. Ripple & noise are measured at 20MHz of bandwidth by using a 12" twisted pair-wire terminated with a 0.1uf & 47uf parallel capacitor. 3. Tolerance : includes set up tolerance, line regulation and load regulation. 4. The power supply is considered a component which will be installed into a final equipment. The final equipment must be re-confirmed that it still meets EMC directives. 					

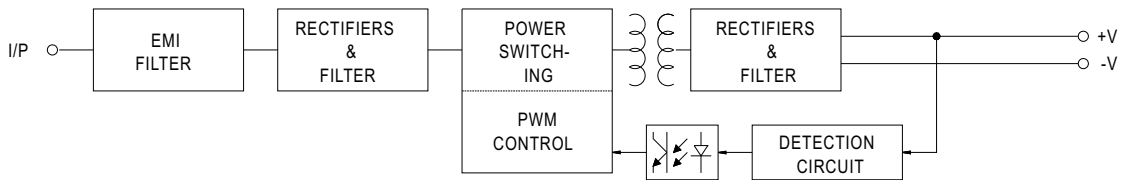
Mechanical Specification

Case No. 950A Unit:inch(mm)

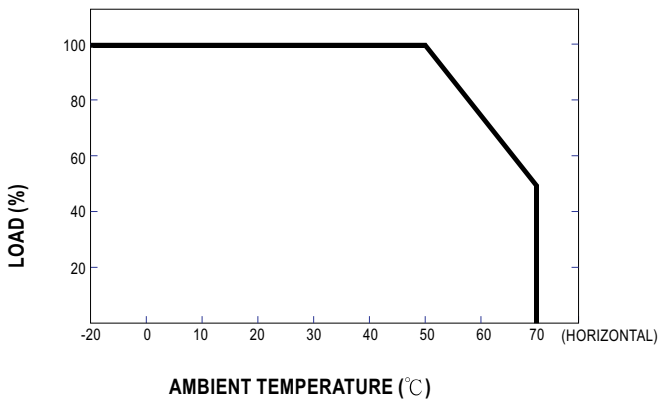


Block Diagram

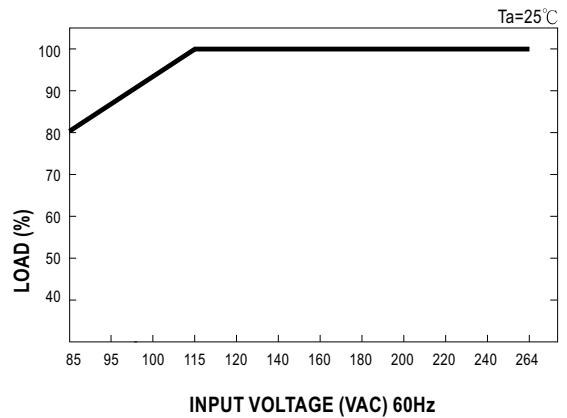
fosc : 67KHz



Derating Curve



Output Derating VS Input Voltage



MODEL : PM-15-12

OUTPUT FUNCTION TEST

NO	TEST ITEM	SPECICATION	TEST CONDITION	RESULT	VERDICT
1	RIPPLE & NOISE	V1: 150 mVp-p (Max)	I/P: 230VAC O/P:FULL LOAD Ta:25°C	V1: 16 mVp-p (Max)	P
2	OUTPUT VOLTAGE TOLERANCE	V1: 2 %~ -2 % (Max)	I/P:115 VAC / 264 VAC O/P:FULL/ MIN LOAD Ta:25°C	V1: 0.2 %~ -0.2 %	P
3	LINE REGULATION	V1: 0.5%~ -0.5 % (Max)	I/P:115 VAC ~ 264 VAC O/P:FULL LOAD Ta:25°C	V1: 0 %~ 0 %	P
4	LOAD REGULATION	V1: 1 %~ -1 % (Max)	I/P: 230 VAC O/P:FULL -MIN LOAD Ta:25°C	V1: 0.1 %~ -0.1 %	P
5	SET UP TIME	230VAC: 1000 ms (Max) 115 VAC: 1000 ms (Max)	I/P: 230 VAC I/P: 115 VAC O/P:FULL LOAD Ta:25°C	230VAC/ 781 ms 115VAC/ 349 ms	P
6	RISE TIME	230VAC: 20 ms (Max) 115VAC: 20 ms (Max)	I/P: 230 VAC I/P: 115 VAC O/P:FULL LOAD Ta:25°C	230VAC/ 8 ms 115VAC/ 7 ms	P
7	HOLD UP TIME	230VAC: 100 ms (TYP) 115VAC: 24 ms (TYP)	I/P: 230 VAC I/P: 115 VAC O/P:FULL LOAD Ta:25°C	230VAC/ 128 ms 115VAC/ 26 ms	P
8	OVER/UNDERSHOOT TEST	< ±5%	I/P: 230 VAC O/P:FULL LOAD Ta:25°C	TEST: <5 %	P
9	DYNAMIC LOAD	V1: 1200 mVp-p	I/P: 230 VAC O/P:FULL /Min LOAD 90%DUTY/1KHZ Ta:25°C	175 mVp-p	P

INPUT FUNCTION TEST

NO	TEST ITEM	SPECICATION	TEST CONDITION	RESULT	VERDICT
1	INPUT VOLTAGE RANGE	85VAC~264 VAC	I/P:TESTING O/P:FULL LOAD Ta:25°C	54 V~264V	P
			I/P: LOW-LINE-3V= 82 V HIGH-LINE+15%=300 V O/P:FULL/MIN LOAD ON: 30 Sec . OFF: 30 Sec 10MIN (AC POWER ON/OFF NO DAMAGE)	TEST: OK	
2	INPUT FREQUENCY RANGE	47HZ ~440 HZ NO DAMAGE OSC	I/P: 85 VAC ~ 264 VAC O/P:FULL~MIN LOAD Ta:25°C	TEST: OK	P
3	EFFICIENCY	78 % (TYP)	I/P: 230 VAC O/P:FULL LOAD Ta:25°C	79.3%	P
4	INPUT CURRENT	230V/ 0.2 A (TYP) 115V/ 0.35 A (TYP)	I/P: 230 VAC I/P: 115 VAC O/P:FULL LOAD Ta:25°C	I = 0.18 A/ 230 VAC I = 0.3 A/ 115 VAC	P
5	INRUSH CURRENT	230V/ 50 A (TYP) 115V/ 30 A(TYP) COLD START	I/P: 230 VAC I/P: 115 VAC O/P:FULL LOAD Ta:25°C	I = 35 A/ 230 VAC I = 18 A/ 115 VAC	P

PROTECTION FUNCTION TEST

NO	TEST ITEM	SPECICATION	TEST CONDITION	RESULT	VERDICT
1	OVER LOAD PROTECTION	Above 105 %	I/P: 230 VAC I/P: 115 VAC O/P:TESTING Ta:25°C	136 %/ 230 VAC 136 %/ 115 VAC Hiccup Mode	P
2	OVER VOLTAGE PROTECTION	CH1: 13.8V~ 16.2V	O/P:MIN LOAD Ta:25°C	15.5 V/ 80mA Shut off	P
3	SHORT PROTECTION	SHORT EVERY OUTPUT 1 HOUR NO DAMAGE	I/P: 264 VAC O/P:FULL LOAD Ta:25°C	NO DAMAGE Hiccup Mode	P

CONTROL FUNCTION TEST

NO	TEST ITEM	SPECICATION	TEST CONDITION	RESULT	VERDICT
1	No load power consumption	<0.5W	I/P: 240 VAC O/P:NO LOAD	0.3W/ 240 VAC	P

ENVIRONMENT TEST

NO	TEST ITEM	SPECIFICATION	TEST CONDITION	RESULT	VERDICT
1	TEMPERATURE RISE TEST	MODEL : PM-15-24 1. ROOM AMBIENT BURN-IN : 2 HRS I/P: 230VAC O/P: FULL LOAD Ta= 26.5°C 2. HIGH AMBIENT BURN-IN : 1.5 HRS I/P: 230VAC O/P: FULL LOAD Ta= 55.8°C			P
2	OVER LOAD BURN-IN TEST	NO DAMAGE 1 HOUR (MIN)	I/P: 230 VAC O/P: 127 % LOAD Ta:25°C	TEST : OK	P
3	LOW TEMPERATURE TURN ON TEST	TURN ON AFTER 2 HOUR	I/P: 230 VAC O/P: 100 % LOAD Ta= -20 °C	TEST : OK	P
4	HIGH HUMIDITY HIGH TEMPERATURE HIGH VOLTAGE TURN ON TEST	AFTER 12 HOURS IN CHAMBER ON CONTROL 50 °C NO DAMAGE	I/P: 272 VAC O/P:FULL LOAD Ta= 50 °C HUMIDITY= 95 %R.H	TEST : OK	P
5	TEMPERATURE COEFFICIENT	± 0.03 %(0-50°C)	I/P: 230 VAC O/P:FULL LOAD	± 0.01 %(0-50°C)	P
6	VIBRATION TEST	1 Carton & 1 Set (1) Waveform: Sine Wave (2) Frequency:10-500Hz (3) Sweep Time:10min/sweep cycle (4) Acceleration:2G (5) Test Time:1 hour in each axis (X.Y.Z) (6) Ta:25°C		TEST : OK	P

SAFETY TEST

NO	TEST ITEM	SPECIFICATION	TEST CONDITION	RESULT	VERDICT
1	WITHSTAND VOLTAGE	I/P-O/P: 4 KVAC/min	I/P-O/P: 4.4 KVAC/min Ta:25°C	I/P-O/P: 0.86 mA NO DAMAGE	P
2	ISOLATION RESISTANCE	I/P-O/P:500VDC>100MΩ	I/P-O/P: 500 VDC Ta:25°C	I/P-O/P: 30 GΩ NO DAMAGE	P
3	APPROVAL	TUV: Certificate NO : TA 50079957 UL: File NO :			P

E.M.C TEST

NO	TEST ITEM	SPECIFICATION	TEST CONDITION	RESULT	VERDICT
1	HARMONIC	EN61000-3-2 CLASS A	I/P: 230 VAC/50HZ O/P:FULL LOAD Ta:25°C	PASS	P
2	CONDUCTION	EN55022 EN55011 CLASS B	I/P: 230 VAC (50HZ) O/P:FULL/50% LOAD Ta:25°C	PASS Test by certified Lab	P
3	RADIATION	EN55022 EN55011 CLASS B	I/P: 230 VAC (50HZ) O/P:FULL LOAD Ta:25°C	PASS Test by certified Lab	P
4	E.S.D	EN61000-4-2 MEDICAL AIR:8KV / Contact:6KV	I/P: 230 VAC/50HZ O/P:FULL LOAD Ta:25°C	CRITERIA A	P
5	E.F.T	EN61000-4-4 MEDICAL INPUT: 2KV	I/P: 230 VAC/50HZ O/P:FULL LOAD Ta:25°C	CRITERIA A	P
6	SURGE	IEC61000-4-5 MEDICAL L-N :2KV	I/P: 230 VAC/50HZ O/P:FULL LOAD Ta:25°C	CRITERIA A	P
7	Test by certified Lab & Test Report Prepare				

M.T.B.F & LIFE CYCLE CALCULATION

NO	TEST ITEM	SPECIFICATION	TEST CONDITION	RESULT	VERDICT
1	CAPACITOR LIFE CYCLE	SUPPOSE C105 IS THE MOST CRITICAL COMPONENT I/P: 230VAC O/P:FULL LOAD Ta= 25 °C LIFE TIME= 494384 HRS I/P: 230VAC O/P:FULL LOAD Ta= 50 °C LIFE TIME= 126222 HRS			P
2	MTBF	MIL-HDBK-217F NOTICES2 PARTS COUNT TOTAL FAILURE RATE: 499.7KHRS			P

COMPONENT STRESS TEST

NO	TEST ITEM	SPECICATION	TEST CONDITION	RESULT	VERDICT
1	Power Transistor (D to S) or (C to E) Peak Voltage	U1 Rated DM0265RNB : 660 V 1.5A	I/P:High-Line +3V = 267 V O/P: (1)Full Load Turn on (2) Full Load (3)Output Short Ta:25°C	(1) 590 V (2) 582 V (3) 562 V	P
2	Diode Peak Voltage	D100 Rated C9202 : 200V 10 A	I/P:High-Line +3V = 267 V O/P: (1)Full Load Turn on (2) Full Load (3)Output Short Ta:25°C	(1) 61 V (2) 60 V (3) 47 V	P
3	Clamp Diode Peak Voltage	D1 Rated BYV26C : 600V 1 A	I/P:High-Line +3V = 267 V O/P: (1)Full Load (2) Dynamic Load 90%Duty/1KHz Ta:25°C	(1) 540 V (2) 542 V	P
4	Input Capacitor Voltage	C5 Rated :47u / 400V/ 105°C	I/P:High-Line +3V = 267 V O/P: (1)Full Load Turn on /Off (2) Min load Turn on /Off (3)Full Load /Min load Change (4)Burn in 1hour Ta:25°C	(1) 384 V (2) 386 V (3) 386 V (4) 384 V	P
5	Control IC Voltage Test	U1 Rated DM0265RNB : 20 V	I/P:High-Line +3V = 267 V O/P: (1)Full Load Turn on /Off (2) Min load Turn on /Off (3)Full Load /Min load Change Ta:25°C	(1) 14.6 V (2) 12.8 V (3) 14.6 V	P

DATE	SAMPLE	TEST RESULT	TESTER	APPROVAL
2005/11/30	RD SAMPLE	PASS	VINCENT TSENG	MAX LIN
2006/4/7	PRODUCT SAMPLE W0601C06	PASS	VINCENT TSENG	MAX LIN

2003/12/12 A50-F023