

GlobTek, Inc.

186 Veterans Dr, Northvale
NJ, 07647, US
Phone: 201-784-1000
Fax: 201-784-0111
Email: sales@globtek.com
Website: <http://www.globtek.com>

All Categories > 50-60 Watts, Single, Dual, Triple Output Switchmode Power Supply Desktop, Universal Input > 0-19 Watts, Desk Top, Universal Input, Single Output Family, ITE, Class I & Class II > Model # GT-21089-1305-T3

Model # GT-21089-1305-T3, Protective Ground Class I Models

QUOTE

Protective Ground Class I Models

INPUT VOLTAGE:

90 VAC TO 264 VAC

INPUT CURRENT:

< 0.5 A RMS AT 90 VAC INPUT

INPUT FREQUENCY:

47 Hz - 63 Hz

OUTPUT CURRENT:

NO MINIMUM LOAD REQUIRED

OUTPUT POWER (RATED):

19 WATTS MAX

OUTPUT RIPPLE (PEAK TO PEAK):

1% OF OUTPUT VOLTAGE, PEAK TO PEAK, TYPICAL

OUTPUT REGULATION (LINE/LOAD):

± 5% MEASURED AT THE OUTPUT CONNECTOR

LINE REGULATION:

± 1% TYPICAL MEASURED AT FULL LOAD

TURN ON/TURN OFF OVERSHOOT:

5% MAXIMUM, 1 ms TYPICAL RECOVERY TIME FOR 25% STEP LOAD

TURN-ON DELAY:

1 SECOND, TYPICAL

HOLD-UP TIME:

10 ms TYPICAL AT NOMINAL INPUT VOLTAGE AND FULL LOAD

INRUSH CURRENT:

30 A TYPICAL AT 115 VAC INPUT AND 40 A TYPICAL AT 230 VAC INPUT

EFFICIENCY:

75% TYPICAL AT NOMINAL INPUT AND FULL LOAD

SWITCHING FREQUENCY:

100 kHz TYPICAL, VARIES WITH LINE AND LOAD

OVER-VOLTAGE PROTECTION:

VOLTAGE LIMITED TO LESS THAN 130%, CROWBAR METHOD

OVER-CURRENT/SHORT CIRCUIT:

CONSTANT CURRENT METHOD/MOMENTARY SHORT CIRCUIT PROTECTED, OUTPUT WILL AUTORECOVER UPON REMOVAL OF SHORT.

OTHER PROTECTION:

INPUT FUSING; LINE FUSING

SAFETY APPROVALS:

ITE MODELS:

UL 60950, CUL TO 22.2NO.60950, TUV TO EN60950 AND cTUVus TO UL 60950 FOR CLASS II FE AND CLASS II; CE FOR EMC, KTL EK MARK TO 60950 (FOR GT-21089-0909T3 - GT-21089-1305-T3), CHINESE CCC MARK TO

GB4943-2001, GB9254-1998, GB17625.1-2003 (GT-21089-T3 FROM 5-18 V OUTPUT), PSE TO J60950, C-TICK, POLAND PCBC TO EN60950, DEMKO TO EN60950, ARGENTINA S-MARK, CB REPORT.

DIELECTRIC WITHSTAND VOLTAGE:

4242 VDC (3000 VAC) FROM PRIMARY TO SECONDARY,

2121 VDC (1500 VAC) PRIMARY TO GROUND

EARTH LEAKAGE CURRENT:

< 300 μ A at 264 VAC INPUT VOLTAGE

LINE SURGE:

EN 61000-4-5 LEVEL 4

EMI:

COMPLIES WITH EN55022 CLASS B AND FCC PART 15 CLASS B WHEN TESTED WITH RESISTIVE LOAD, BOTH CONDUCTED AND RADIATED EMI

CE MARK:

EN55011, Group 1, Class B, EN5022 Class B, EN55011, Group 1, Class B; EN55024/EN60601-1-2/IEC 61000-4-3:2002; EN55024/EN60601-1-2/IEC 61000-4-6:2001 ; EN55024/EN60601-1-2/IEC 61000-4-8:2001; EN55024/EN60601-1-2/IEC 61000-4-11:2001; EN55024/EN60601-1-2/IEC 61000-4- 4:2001; EN55024/EN60601-1-2/IEC 61000-4-2:2001; EN55024/EN60601-1-2/IEC 61000-4-5:2001; EN55024/EN 61000-3-3 A1: 2001/EN 61000-3-3 A1: 2001; EN55024/EN 61000-3- 2:2001/EN 61000-3-2:2001. UNIT IS ELIGIBLE FOR CE MARK.

MTBF:

GREATER THAN 200,000 HOURS AT 25°C AMBIENT TEMPERATURE

NOMINAL LINE AND FULL LOAD PER MIL-217 STANDARD

OPERATING TEMPERATURE:

0°C TO 40°C AMBIENT TEMPERATURE

STORAGE TEMPERATURE:

-10° C TO 80° C

HUMIDITY:

0% TO 90% RELATIVE HUMIDITY

SPECIFICATIONS MAY CHANGE WITHOUT PRIOR NOTICE. CONSULT GLOBTEK CUSTOMER SERVICE FOR LATEST SPECIFICATIONS.

HOUSING:

HIGH IMPACT PLASTIC, 94V0 POLYCARBONATE, NON-VENTED, COLOR BLACK, COLOR BLACK, CUSTOMER SPECIFIED COLOR AVAILABLE UPON REQUEST.

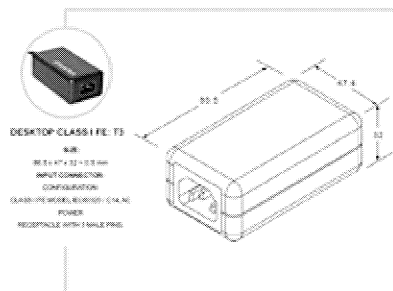
INPUT CONNECTOR:

CONFIGURATION:

CLASS I FE MODEL IEC60320/C14, AC POWER RECEPTACLE WITH 3 MALE PINS.







[larger image](#)



[larger image](#)

[Specifications](#) · [Electrical Specifications](#) · [Mechanical Specifications](#) · [Agency Approvals](#) · [Notes](#)

Specifications

Input Voltage Range (AC)	90 to 264 V
Output Voltage (DC)	5 V
Output Current ?	0 to 2.6 A
Application Features	 <p>Double Insulated</p> <p>larger image</p>  <p>Functional Ground</p> <p>larger image</p>  <p>Indoor Use Only</p> <p>larger image</p>
Output Family	Single
Application	ITE
Input Configuration	Table Top
Input Configuration Detail	 <p>3 Prong</p> <p>larger image</p>
Class I	Yes
Class II	No
Energy Star	No
RoHS/WEE	Yes
Max. Current	2.60 A
Model ?	External Wall Plug-In Models [NEMA 1-15P/Japan], [NEMA 5-15P/Japan], [Euro-CEE7/16], [UK-BS], [Australian-AS/NZ], [DC Input], External Desk Top Models [IEC320/C14 (3 Cond/Class I)], [IEC 320/C8 (2 Cond/Class II)], [IEC 320/C6 (3

	Cond/Class I)]
EMI	Complies with EN55022 Class B and FCC part 15 Class B when tested with resistive load, both conducted and radiated EMI.
CE Mark ?	EN55011, Group 1, Class B, EN5022 Class B, EN55011, Group 1, Class B; EN55024/EN60601-1-2/IEC 61000-4-3:2002; EN55024/EN60601-1-2/IEC 61000-4-6:2001 ; EN55024/EN60601-1-2/IEC 61000-4-8:2001
MTBF	> 200000 hrs
Operating Temperature	0 to 40 °C
Storage Temperature	-10 to 80 °C
Relative Humidity	0 to 90 %

Electrical Specifications

Power Range	0 to 13 W
Input Current (RMS) ?	< 0.5 A
Input Frequency	47 to 63 Hz
Output Ripple (Peak to Peak) ?	1%
Output Regulation (Line/Load) ?	±5%
Line Regulation ?	±1.0%
Max. Turn On/Turn Off Overshoot ?	5%
Typical Turn-On Delay	1 sec
Hold-Up Time ?	10 ms
Inrush Current ?	30 A 40 A
Efficiency ?	75% Typical
Typical Switching Frequency ?	100 kHz
Over-Voltage Protection	Voltage Limited to less than 130%, Crowbar Method
Over-Current/Short Circuit	Constant current method/momentary short circuit protected, output will autorecover upon removal of short.
Other Protection	Input Fusing: Line Fusing
Dielectric Withstand Voltage	4242 VDC (3000 VAC) from Primary to Secondary, 2121 VDC (1500 VAC) Primary to Ground
Earth Leakage Current ?	< 300 µA
Line Surge	EN 61000-4.5 Level 4
Weight	130 grams 4.7 oz

Mechanical Specifications

Length	86.5 mm
Width	47 mm
Height	32 mm


Agency Approvals

Agency Approvals

CB

CB

[larger image](#)



CCC

[larger image](#)



CE

[larger image](#)



cUL 60950

[larger image](#)



D

[larger image](#)



EMC

[larger image](#)



EN 60950

[larger image](#)



N

[larger image](#)



PSE

[larger image](#)

Notes

1. Each output current may vary within it's designation range, as long as output power is not exceeded.
2. Outputs are available from 3.3 V-48 V in 0.1 V increments
3. (X.X) optional for specifying output voltage deviation from standard model: subtracting X.X volts from standard output voltage.

[Print](#) [Back](#)