


Distributed by:

JAMECO[®]
ELECTRONICS

www.Jameco.com ♦ 1-800-831-4242

The content and copyrights of the attached
material are the property of its owner.

Jameco Part Number 1967037



Features

- 3/4 " Rectangular / Multiturn Cermet / Industrial / Sealed
- Low PC board profile - only 1/4 " high
- Panel mount option available
- Transparent housing available, can be set visually without hook-up and instrumentation ("P" style only)

■ RoHS compliant* version available

3006 - Trimpot® Trimming Potentiometer

Electrical Characteristics

Standard Resistance Range10 to 5 megohms
 (see standard resistance table)
 Resistance Tolerance±10 % std.
 (tighter tolerance available)
 Absolute Minimum Resistance1.0 % or 2 ohms max.
 (whichever is greater)
 Contact Resistance Variation1.0 % or 1 ohm max.
 (whichever is greater)
 Adjustability
 Voltage±0.01 %
 Resistance±0.05 %
 ResolutionInfinite
 Insulation Resistance500 vdc.
 1,000 megohms min.

Dielectric Strength
 Sea Level1,000 vac
 80,000 Feet250 vac
 Adjustment Angle15 turns nom.

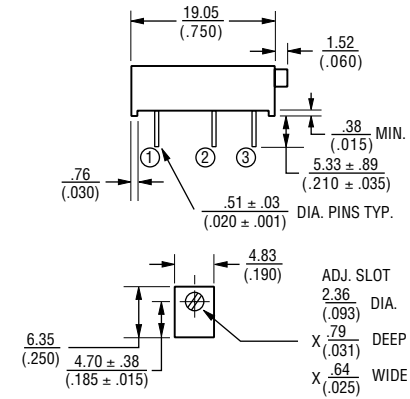
Environmental Characteristics

Power Rating (400 volts max.)
 70 °C0.75 watt
 125 °C0 watt
 Temperature Range-55 °C to +125 °C
 Temperature Coefficient±100 ppm/°C
 Seal Test85 °C Fluorinert*
 HumidityMIL-STD-202 Method 103
 96 hours
 (3 % ΔTR, 20 Megohms IR)
 Vibration20 G (2 % ΔTR; 2 % ΔVR)
 Shock50 G (2 % ΔTR; 2 % ΔVR)
 Load Life ...1,000 hours 0.75 watt 70 °C
 (4 % ΔTR)
 Rotational Life200 cycles
 (3 % ΔTR; 1 % or 1 ohm,
 whichever is greater, CRV)

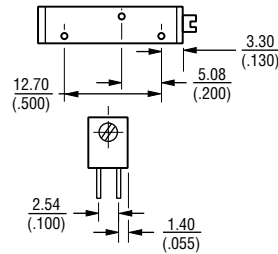
Physical Characteristics

Torque5.0 oz-in. max.
 Mechanical StopsWiper idles
 TerminalsSolderable pins
 Weight0.04 oz.
 MarkingManufacturer's
trademark, resistance code,
terminal numbers, date code,
manufacturer's model number
and style
 Wiper50 % (Actual TR) ±10 %
 FlammabilityU.L. 94V-0
 Standard Packaging25 pcs. per tube
 Adjustment ToolH-90

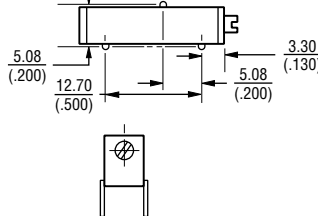
Common Dimensions



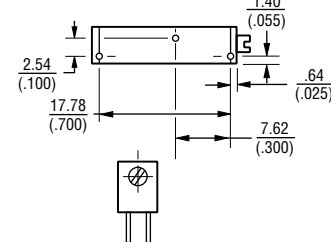
3006P



3006W



3006Y



TOLERANCES: ± 0.25 (.010) EXCEPT WHERE NOTED

DIMENSIONS ARE: $\frac{\text{MM}}{\text{(INCHES)}}$

How To Order

3006 P - 1 - 103 Z LF

Model _____
 Style _____
 Standard or Modified Product Indicator _____
 -1 = Standard Product
 -7 = Transparent Housing
 Resistance Code _____
 Optional Suffix Letter _____
 Z = Panel Mount (Factory Installed)
 Terminations _____
 LF = 100 % Tin-plated (RoHS compliant)
 Blank = 90 % Tin / 10 % Lead-plated (Standard)
 Consult factory for other available options.

Standard Resistance Table

Resistance (Ohms)	Resistance Code
10	100
20	200
50	500
100	101
200	201
500	501
1,000	102
2,000	202
5,000	502
10,000	103
20,000	203
25,000	253
50,000	503
100,000	104
200,000	204
250,000	254
500,000	504
1,000,000	105
2,000,000	205

Popular distribution values listed in boldface.
 Special resistances available.

