

Distributed by:

**JAMECO**<sup>®</sup>  
ELECTRONICS

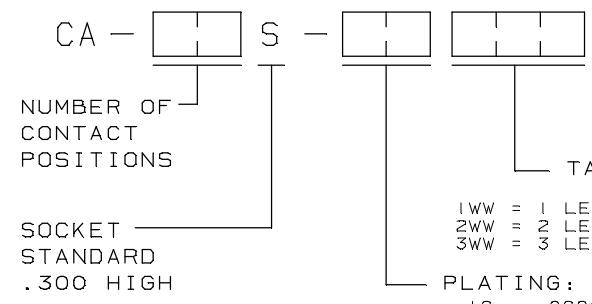
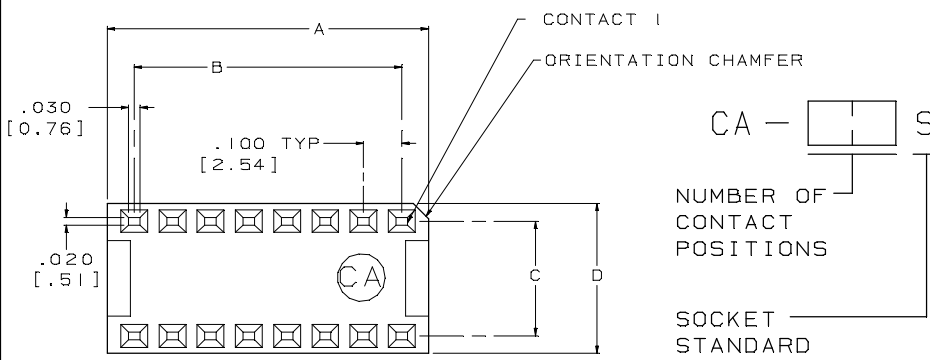
**www.Jameco.com ♦ 1-800-831-4242**

The content and copyrights of the attached  
material are the property of its owner.

Jameco Part Number 196841

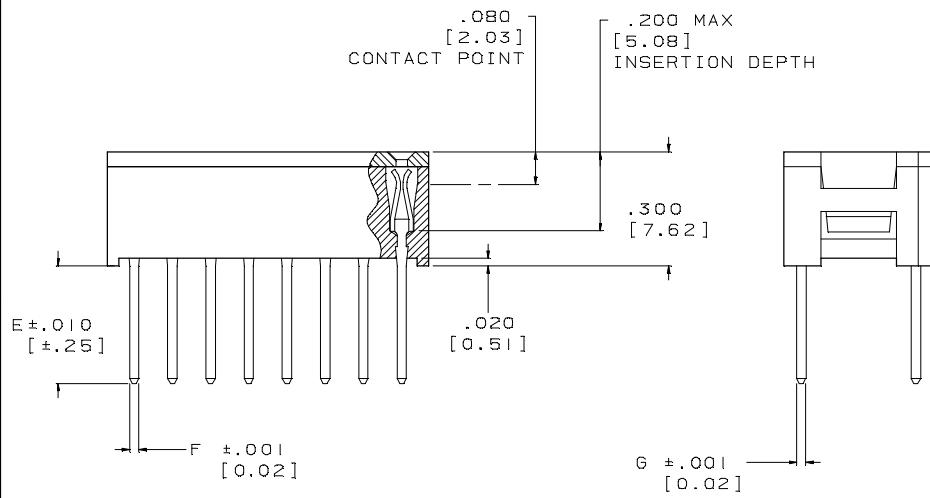
PART NO. CA-XXS-XXXWW

REVISIONS			
LTR	DESCRIPTION	DATE	APPROVED
A	INITIAL RELEASE SEE DO 4438	C.P. 4-11-01	A.J
B	SEE DO 5769	C.P. 5-12-05	A.J



TAIL TYPE:  
 DIM E X DIM F X DIM G  
 1WW = 1 LEVEL WRAP TAIL .310 [7.87] X .025 [0.64] X .025 [0.64]  
 2WW = 2 LEVEL WRAP TAIL .413 [10.49] X .025 [0.64] X .025 [0.64]  
 3WW = 3 LEVEL WRAP TAIL .630 [16.00] X .025 [0.64] X .025 [0.64]

PLATING:  
 IO = .000010 [.00025] GOLD OVER .000075 [.00190] NICKEL  
 T = .000250 [.00635] TIN OVER .000075 [.00190] NICKEL



SPECIFICATIONS:  
 ENVIRONMENTAL:  
 TEMPERATURE RANGE: -65° C TO +125° C  
 MECHANICAL:  
 INSULATOR MATERIAL: GLASS FILLED POLYESTER, BLACK, UL94V-0  
 CONTACT MATERIAL: PHOSPHOR BRONZE  
 CONTACT INSERTION FORCE:  
 6.2 oz. ( 1.7 N. ) TYP.  
 10.6 oz. ( 2.9 N. ) MAX.  
 MEASURED WITH .020 [0.51] DIA. PIN  
 CONTACT EXTRACTION FORCE:  
 1.8 oz. ( 0.5 N. ) TYP.  
 0.7 oz. ( 0.2 N. ) MIN.  
 MEASURED WITH .0145 [0.37] DIA. PIN  
 RECOMMENDED MATING PIN SIZE:  
 .022 [0.56] W X .020 [0.51] T MAX.  
 .010 [0.25] W X .008 [0.20] T MIN.

ELECTRICAL:  
 CURRENT RATING: 1 AMP  
 VOLTAGE RATING: 300 Vrms  
 DIELECTRIC WITHSTANDING VOLTAGE: 500 Vrms MIN.  
 INSULATION RESISTANCE: > 5000 Megohms  
 CONTACT RESISTANCE: 10 Milliohms TYP.  
 30 Milliohms MAX.

MATING CA PRODUCT: MP, IDP, IDP2, P

1. MEETS THE REQUIREMENTS OF DIRECTIVE 2002/95/EC OF THE EUROPEAN PARLIAMENT AND OF THE COUNCIL OF 27 JANUARY 2003 ON THE RESTRICTION OF THE USE OF CERTAIN HAZARDOUS SUBSTANCES IN ELECTRICAL AND ELECTRONIC EQUIPMENT (RoHS).

NOTES : UNLESS OTHERWISE SPECIFIED

TABULATION:

NO. OF POSITIONS	A		B		C		D	
	IN	MM	IN	MM	IN	MM	IN	MM
10	.545	13.84	.400	10.16	.200	5.08	.295	7.49
14	.745	18.92	.600	15.24	.300	7.62	.395	10.03
16	.845	21.46	.700	17.78	.300	7.62	.395	10.03
18	.945	24.00	.800	20.32	.300	7.62	.395	10.03
20	1.045	26.54	.900	22.86	.300	7.62	.395	10.03
24	1.245	31.62	1.100	27.94	.600	15.24	.695	17.65
28	1.445	36.70	1.300	33.02	.600	15.24	.695	17.65
40	2.045	51.94	1.900	48.26	.600	15.24	.695	17.65

DIMENSIONS ARE IN INCHES TOLERANCES ARE: DECIMALS ANGLES .XX ± .010 ± 3° .XXX ± .005	APPROVALS	DATE	<b>CA</b> CIRCUIT ASSEMBLY CORP. 18 THOMAS ST., IRVINE, CALIFORNIA 92718-2703
	DRAWN CUONG.P.	4-10-01	
DIMENSIONS IN BRACKETS [ ] ARE IN MILLIMETERS TOLERANCES ARE: DECIMALS ANGLES .X ± .25 ± 3° .XX ± .13	CHECKED A. JOCHEN	4-11-01	SOCKET STANDARD .300 HIGH WRAP TAIL "RoHS COMPLIANT"
	THE INFORMATION AND DESIGN DISCLOSED HEREIN WAS ORIGINATED BY AND IS THE PROPERTY OF CIRCUIT ASSEMBLY CORPORATION. CIRCUIT ASSEMBLY CORPORATION RESERVES ALL PATENT, PROPRIETARY, DESIGN, MANUFACTURING, REPRODUCTION, USE AND SALES RIGHTS THERE TO, AND TO ANY ARTICLES DISCLOSED HEREIN EXCEPT TO THE EXTENT RIGHTS ARE EXPRESSLY GRANTED TO OTHERS. THE FOREGOING DOES NOT APPLY TO VENDOR PROPRIETARY RIGHTS.	SIZE C	CODE IDENT NO. 52072
DO NOT SCALE DRAWING	SCALE: 4 : 1	SHEET 1 OF 1	