



### ■ Features :

- Interchangeable AC plugs (plug kit sold separately)
- Universal AC input / Full range
- No load power consumption < 0.075W
- **Energy efficiency Level VI**
- Comply with EISA 2007/DoE and EU ErP
- Class II power (without earth pin)
- Protections: Short circuit / Overload / Over voltage
- Pass LPS
- Fully enclosed plastic case
- LED indicator for power on
- 2 years warranty



### Interchangeable AC plug specifically for GE series

TYPE					
	Australian type	U.K type	European type	US type	Mix four type
ORDER NO.	AC plug-AU	AC plug-UK	AC plug-EU	AC plug-US	AC plug-MIX

### SPECIFICATION

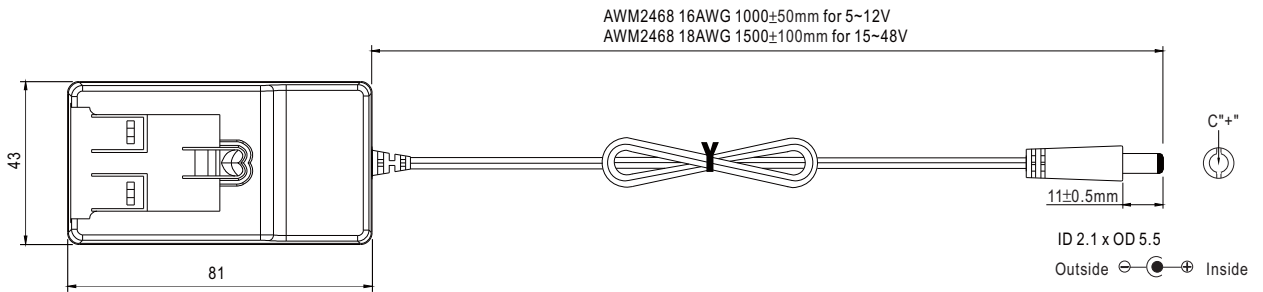
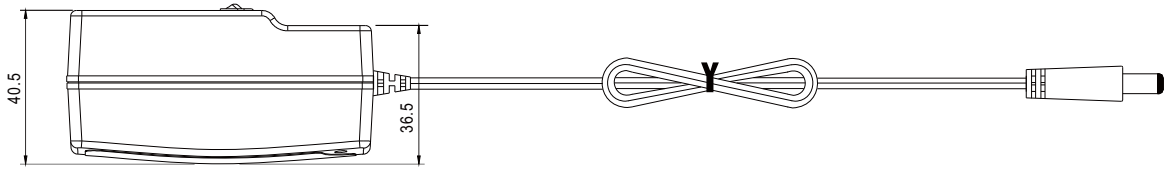
POWER SUPPLY MAIN BODY ORDER NO.	GE18I05-P1J	GE18I07-P1J	GE18I09-P1J	GE18I12-P1J	GE18I15-P1J	GE18I18-P1J	GE18I24-P1J	GE18I48-P1J	
OUTPUT	<b>SAFETY MODEL NO.</b>	GE18I05	GE18I07	GE18I09	GE18I12	GE18I15	GE18I18	GE18I24	GE18I48
	<b>DC VOLTAGE</b> <small>Note.2</small>	5V	7.5V	9V	12V	15V	18V	24V	48V
	<b>RATED CURRENT</b>	2.4A	1.73A	2.0A	1.5A	1.2A	1.0A	0.75A	0.375A
	<b>CURRENT RANGE</b>	0 ~ 2.4A	0 ~ 1.73A	0 ~ 2.0A	0 ~ 1.5A	0 ~ 1.2A	0 ~ 1.0A	0 ~ 0.75A	0 ~ 0.375A
	<b>RATED POWER (max.)</b>	12W	13W	18W	18W	18W	18W	18W	18W
	<b>RIPPLE &amp; NOISE (max.)</b> <small>Note.3</small>	50mVp-p	75mVp-p	100mVp-p	120mVp-p	150mVp-p	180mVp-p	240mVp-p	300mVp-p
	<b>VOLTAGE TOLERANCE</b> <small>Note.4</small>	±5.0%	±5.0%	±5.0%	±3.0%	±3.0%	±3.0%	±3.0%	±3.0%
	<b>LINE REGULATION</b> <small>Note.5</small>	±1.0%	±1.0%	±1.0%	±1.0%	±1.0%	±1.0%	±1.0%	±1.0%
	<b>LOAD REGULATION</b> <small>Note.6</small>	±5.0%	±5.0%	±5.0%	±3.0%	±3.0%	±3.0%	±3.0%	±3.0%
<b>SETUP, RISE, HOLD UP TIME</b>	4000ms, 100ms, 30ms / 230VAC		4000ms, 100ms, 10ms / 115VAC at full load						
INPUT	<b>VOLTAGE RANGE</b> <small>Note.7</small>	90 ~ 264VAC		135 ~ 370VDC					
	<b>FREQUENCY RANGE</b>	47 ~ 63Hz							
	<b>EFFICIENCY (Typ.)</b>	80.5%	82.5%	85%	86%	86.5%	87%	87%	87%
	<b>AC CURRENT</b>	0.7A / 100VAC		0.4A / 230VAC					
	<b>INRUSH CURRENT (max.)</b>	COLD START 40A / 100VAC		80A / 230VAC					
	<b>LEAKAGE CURRENT (max.)</b>	0.25mA / 240VAC							
PROTECTION	<b>OVERLOAD</b>	110% ~ 200% rated output power Protection type : Hiccup mode, recovers automatically after fault condition is removed							
	<b>OVER VOLTAGE</b>	115% ~ 135% rated output voltage Protection type : Clamp by zener diode							
ENVIRONMENT	<b>WORKING TEMP.</b>	-10 ~ +50°C (Refer to "Derating Curve")							
	<b>WORKING HUMIDITY</b>	20% ~ 90% RH non-condensing							
	<b>STORAGE TEMP., HUMIDITY</b>	-20 ~ +85°C, 10 ~ 95% RH							
	<b>TEMP. COEFFICIENT</b>	±0.03% / °C (0 ~ 30°C)							
	<b>VIBRATION</b>	10 ~ 500Hz, 2G 10min./1cycle, period for 60min. each along X, Y, Z axes							
SAFETY & EMC <small>(Note. 8)</small>	<b>SAFETY STANDARDS</b>	UL60950-1, CSA C22.2, TUV EN60950 -1, AS/NZS 60950.1, CCC GB4943 approved							
	<b>WITHSTAND VOLTAGE</b>	I/P-O/P:4242VDC							
	<b>ISOLATION RESISTANCE</b>	I/P-O/P:100M Ohms / 500VDC / 25°C / 70% RH							
	<b>EMC EMISSION</b>	Compliance to EN55032, EN61000-3-2,3, FCC part15, GB9254 class B, GB17625.1							
OTHERS	<b>EMC IMMUNITY</b>	Compliance to EN61000-4-2,3,4,5,6,8,11, light industry level, criteria A							
	<b>LIFE</b>	2 years : 100% load 30°C, 8 hours / day							
	<b>MTBF</b>	100Khrs min. MIL-HDBK-217F (25°C)							
	<b>DIMENSION</b>	81*43*40.5mm (L*W*H)							
	<b>PACKING</b>	134g ; 50pcs / 8.4kg / CARTON							
DC OUTPUT CONNECTOR	<b>PLUG</b>	See page 2 ; Other type available by customer requested							
	<b>CABLE</b>	See page 2 ; Other type available by customer requested							

**NOTE**

- 1.All parameters are specified at 230VAC input, rated load, 25°C 70% RH ambient.
- 2.DC voltage: The output voltage set at point measure by plug terminal & 50% load.
- 3.Ripple & noise are measured at 20MHz by using a 12" twisted pair terminated with a 0.1uf & 47uf capacitor.
- 4.Tolerance: includes set up tolerance, line regulation, load regulation.
- 5.Line regulation is measured from low line to high line at rated load.
- 6.Load regulation is measured from 10% to 100% rated load
- 7.Derating may be needed under low input voltage. Please check the derating curve for more details.
- 8.The power supply is considered as an independent unit, but the final equipment still need to re-confirm that the whole system complies with the EMC directives. For guidance on how to perform these EMC tests, please refer to "EMI testing of component power supplies." (as available on <http://www.meanwell.com>)
- 9.Main body unit and AC inlet plug should be ordered separately ; it needs to be used along with any of the AC inlet plug.

■ Mechanical Specification

Unit:mm

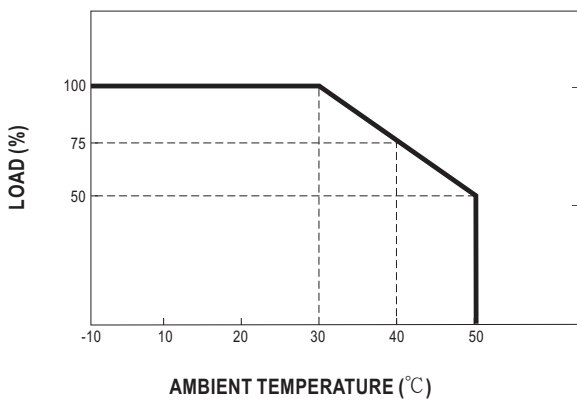


■ Plug Assignment

Standard plug: P1J

P1J	
P/N	OUTPUT
CENTER	+

■ Derating Curve



■ Static Characteristics

