



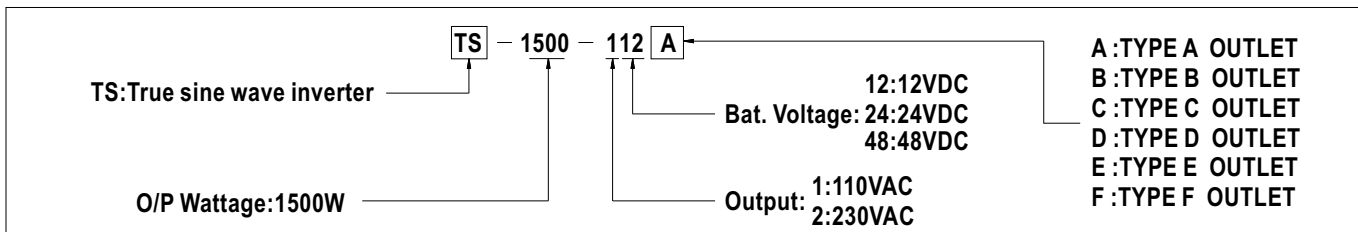
■ Features :

- True sine wave output (THD<3%)
- High surge power up to 3000W
- High efficiency up to 91%
- Power ON-OFF switch
- Standby saving mode can be selectable
- Front panel indicator for operation status
- Thermostatically controlled cooling fan
- Protections: Bat. low alarm / Bat. low shutdown / Over voltage / Over temp. / Output short / Input polarity reverse / Overload
- Application : Home appliance, power tools, office and portable equipment, vehicle and yacht ...etc.
- Optional monitoring software
- 2 years warranty



**SPECIFICATION**

MODEL	TS-1500-112□	TS-1500-124□	TS-1500-148□	TS-1500-212□	TS-1500-224□	TS-1500-248□		
OUTPUT	RATED POWER (Typ.)						1500W	
	MAXIMUM OUTPUT POWER (Typ.)						1725W for 180 sec. / 2250W for 10 sec. / surge power 3000W for 30 cycles	
	AC VOLTAGE			200 / 220 / 230 / 240VAC selectable by setting button			100 / 110 / 115 / 120VAC selectable by setting button	
	FREQUENCY			50/60Hz selectable by setting button S.W			60±0.1Hz 50/60Hz selectable by setting button S.W	
	WAVEFORM						True sine wave (THD<3%) at rated input voltage	
	AC REGULATION (Typ.)						±3.0%	
	SAVING MODE (Typ.)						Load ≤5W will be changed to standby mode	
	FRONT PANEL INDICATOR						Battery voltage level, output load level, saving mode, fault and operation status	
INPUT	BAT. VOLTAGE		12V	24V	48V	12V	24V	48V
	VOLTAGE RANGE (Typ.) <sup>Note.1</sup>		10.5 ~ 15VDC	21 ~ 30VDC	42 ~ 60VDC	10.5 ~ 15VDC	21 ~ 30VDC	42 ~ 60VDC
	DC CURRENT (Typ.) <sup>Note.5</sup>		150A	75A	37.5A	150A	75A	37.5A
	NO LOAD DISSIPATION						≤18W @ standby saving mode	
	OFF MODE CURRENT DRAW						≤1mA	
	EFFICIENCY (Typ.) <sup>Note.2</sup>		87%	89%	90%	88%	90%	91%
BATTERY TYPES						Open & sealed Lead Acid		
BATTERY INPUT PROTECTION	FUSE		40A*5	30A*3	30A*2	40A*5	30A*3	30A*2
	BAT. LOW ALARM		11.3±4%	22.5±4%	45±4%	11.3±4%	22.5±4%	45±4%
	BAT. LOW SHUTDOWN		10.5±4%	21±4%	42±4%	10.5±4%	21±4%	42±4%
	REVERSE POLARITY						By internal fuse open	
OUTPUT PROTECTION	OVER TEMPERATURE		82°C±5°C	82°C±5°C	96°C±5°C	68°C±5°C	68°C±5°C	68°C±5°C
	OUTPUT SHORT						Protection type : Shut down o/p voltage, re-power on to recover; by internal RTH3 detect on heatsink of power transistor	
	OVER LOAD (Typ.)						105 ~ 115% load for 180 sec., 115% ~ 150% load for 10 sec. Protection type : Shut down o/p voltage, re-power on to recover	
	GFCI PROTECTION				UL458 (only for "GFCI" receptacle-Type F)		None	
ENVIRONMENT	WORKING TEMP. <sup>Note.3</sup>		0 ~ +40°C @ 100% load ; 60°C @ 50% load					
	WORKING HUMIDITY						20% ~ 90% RH non-condensing	
	STORAGE TEMP., HUMIDITY						-30 ~ +70°C / -22 ~ +158°F, 10 ~ 95% RH	
	VIBRATION						10 ~ 500Hz, 3G 10min./1cycle, 60min. each along X, Y, Z axes	
SAFETY & EMC	SAFETY STANDARDS						UL458 (only for "GFCI" receptacle-Type F)   None	
	LVD				None		EN60950-1	
	WITHSTAND VOLTAGE						Bat I/P - AC O/P:3.0KVAC AC O/P - FG:1.5KVAC	
	EMI CONDUCTION&RADIATION				Compliance to FCC class A		Compliance to EN55022 class B, 72/ 245/ CEE, 95/ 54/ CE, E-Mark	
	EMS IMMUNITY						None Compliance to EN61000-4-2,3,8 ENV50204	
OTHERS	CONTROL WIRING						RJ11 -RS232 (Option)	
	DIMENSION						420*220*88mm (L*W*H)	
	PACKING						6.81Kg; 2pcs/14.6Kg/1.61CUFT	
NOTE	1.Output derating capacity referenced by curve 1. 2.Efficiency is tested by 1000W, linear load at 13V, 26V, 52V input voltage. 3.Output derating capacity referenced by curve 2. 4.All parameters not specified above are measured at rated load, 25°C of ambient temperature. 5.DC current is tested by 1500W, linear load at 13V, 26V, 52V input voltage.							

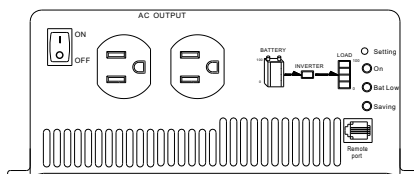
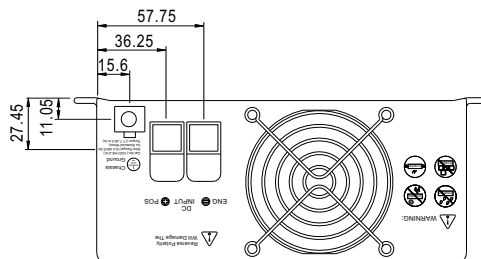
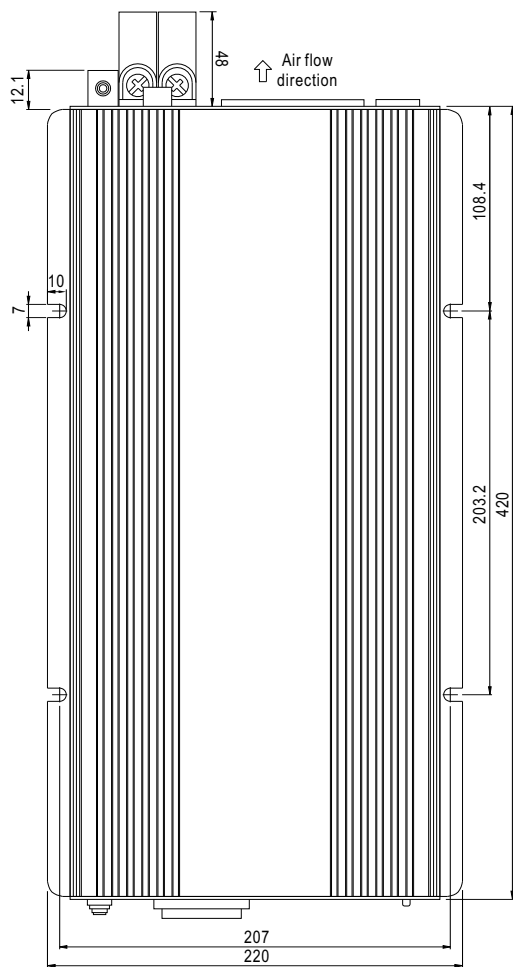


### AC Output Receptacles (optional)

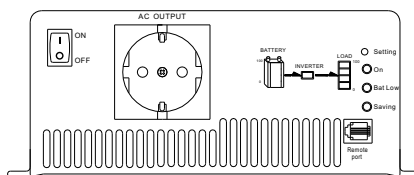
Receptacle type						
	TYPE-A	TYPE-B	TYPE-C	TYPE-D	TYPE-E	TYPE-F
Country	USA	EUROPE	AUSTRALIA	U.K	JAPAN	GFCI
Certificate						

### Mechanical Specification

Unit:mm



Type-A



Type-B