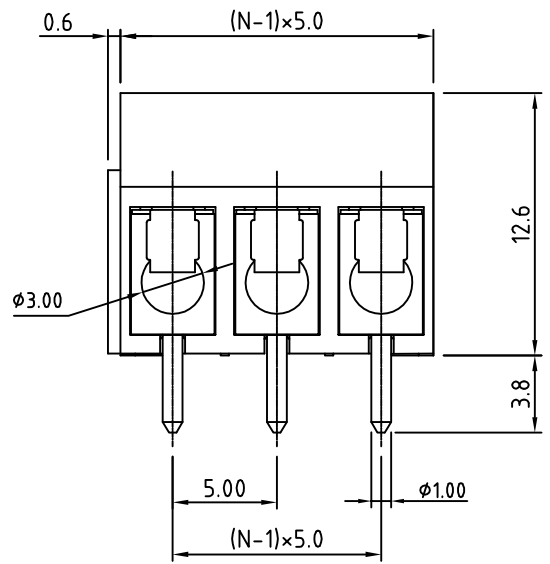
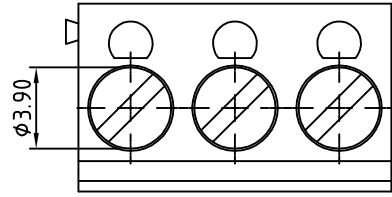
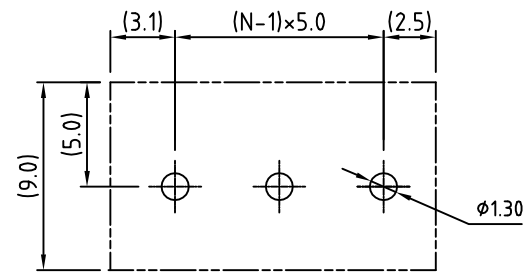
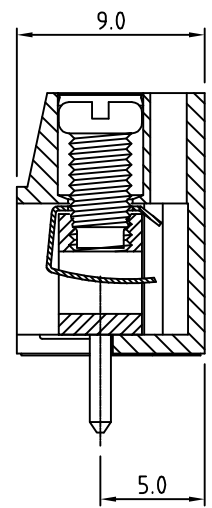


SIGN	DATE	DESCRIPTION	APPROVER
THIS IS CAD DRAWING, DO NOT REVISE MANUALLY!!!			



N=NUMBER OF CONTACTS  
P.C.B. LAYOUT



**Material**

- Terminal body
- (metal housing): Brass(CuZn)
- Terminal screw: Steel Zinc plating "-" slot type
- Wire guard: Stainless steel
- Surface of solder tail: Tin plated
- Insulator (housing): Thermoplastic (UL94V-0)

**Electrical UL/CSA/VDE**

- Voltage rating: 250VAC/250VAC/250VAC
- Current rating: 16A
- Wire range: 1.0-2.5mm<sup>2</sup>  
Solid wire(AWG): 14-26/14-22  
Stranded wire(AWG): 14-26/14-22
- Torque: 2.6Lb-In/4Kgf.cm/0.6Nm
- Screw: M3
- Wire strip length: 6-7mm
- Withstanding Voltage: 1.5KV/1.5KV/2KV
- Operating temperature: -30°C to +105°C
- Soldering temperature: 250°C±10°C/5 Sec
- Safety Approval:



RoHS Compliant

PART NUMBER:

OSTTAXX0161

No. of Poles	COLOR
02 2 Poles	0: Black
03 3 Poles	5: Green
... ..	6: Blue (Standard)
24 24 Poles	8: Grey



THESE DRAWINGS AND SPECIFICATIONS ARE THE PROPERTY OF ON-SHORE TECHNOLOGY, INC. AND SHALL NOT BE REPRODUCED, COPIED OR USED IN ANY MANNER WITHOUT THE PRIOR WRITTEN CONSENT OF ON-SHORE TECHNOLOGY, INC.

TITLE		OSTTA - 5.0mm series 1-Interlock			
PART NO.	OSTTAXX0161	DWG NO.	OSTTAXX0161.DWG		
APPROVED	CHECKED	DESIGNED	DRAWN	CUST NO.	Tolerance
Shi Jun 2006.10.19	Marvin 2006.10.19	Marvin 2006.10.19	Marvin 2006.10.19		X. ±0.50
					X.X ±0.30
				SHEET: 01/01	X.XX ±0.10
				REV.: D	X° ±1°