



### ■ Features :

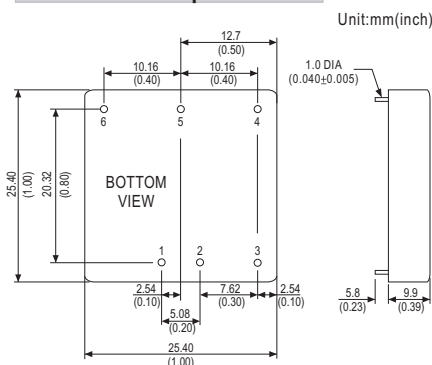
- 1"x1" compact size
- 2:1 wide input range
- High efficiency up to 88%
- 1500VDC I/O isolation
- Built-in remote ON/OFF control
- Built-in trimming output(±10%)
- Built-in EMI filter
- Protections: Short circuit / Overload / Over voltage
- Cooling by free air convection
- Six-sided shield metal case
- 100% burn-in test
- Low cost / High reliability
- Approvals: FCC / CE
- 2 years warranty



### SPECIFICATION

ORDER NO.	SKM15A-05	SKM15B-05	SKM15C-05	SKM15A-12	SKM15B-12	SKM15C-12	SKM15A-15	SKM15B-15	SKM15C-15				
<b>OUTPUT</b>	<b>DC VOLTAGE</b>			5V			12V			15V			
	<b>CURRENT RANGE</b>			300 ~ 3000mA			125 ~ 1250mA			100 ~ 1000mA			
	<b>RATED POWER</b>			15W									
	<b>RIPPLE &amp; NOISE (max.) Note.2</b>			50mVp-p			60mVp-p			60mVp-p			
	<b>LINE REGULATION Note.3</b>			±0.5%									
	<b>LOAD REGULATION Note.4</b>			±0.5%									
	<b>VOLTAGE ACCURACY</b>			±2.0%									
	<b>SWITCHING FREQUENCY</b>			400KHz typ.									
	<b>EXTERNAL CAPACITANCE LOAD (max.)</b>			1000uF									
<b>EXTERNAL TRIM Adj. RANGE(Typ.)</b>			±10%										
<b>INPUT</b>	<b>VOLTAGE RANGE</b>			A: 9 ~ 18VDC B: 18 ~ 36VDC C: 36 ~ 75VDC									
	<b>EFFICIENCY (Typ.)</b>			86%	87%	86%	87%	87%	86%	88%	88%	87%	
	<b>DC CURRENT</b>	<b>Full load</b>			1500mA	750mA	380mA	1500mA	750mA	380mA	1500mA	750mA	380mA
		<b>No load</b>			80mA	55mA	35mA	35mA	25mA	15mA	35mA	25mA	15mA
	<b>FILTER</b>			Pi network									
	<b>REMOTE CONTROL</b>			Power ON : R.C ~ -Vin > 2.5VDC or open circuit ; Power OFF : R.C ~ -Vin < 0.5VDC or short									
<b>PROTECTION</b>			Fuse recommended										
<b>PROTECTION (Note. 5)</b>	<b>OVER CURRENT</b>			110% ~ 180% rated output power Protection type : Hiccup mode, recovers automatically after fault condition is removed									
	<b>SHORT CIRCUIT</b>			All output equipped with short circuit Protection type : Hiccup mode, recovers automatically after fault condition is removed									
	<b>OVER VOLTAGE</b>			115% ~ 150% rated output voltage Protection type : Clamp by diode, recovers automatically after fault condition is removed									
<b>ENVIRONMENT</b>	<b>WORKING TEMP.</b>			-40 ~ +80°C (Refer to output load derating curve)									
	<b>WORKING HUMIDITY</b>			20% ~ 90% RH non-condensing									
	<b>STORAGE TEMP., HUMIDITY</b>			-55 ~ +100°C, 10 ~ 95% RH									
	<b>TEMP. COEFFICIENT</b>			±0.03% / °C (0 ~ 50°C)									
	<b>VIBRATION</b>			10 ~ 500Hz, 2G 10min./1cycle, period for 60min. each along X, Y, Z axes									
<b>SAFETY &amp; EMC</b>	<b>WITHSTAND VOLTAGE</b>			I/P-O/P: 1.5KVDC									
	<b>ISOLATION RESISTANCE</b>			I/P-O/P: 100M Ohms / 500VDC / 25°C / 70% RH									
	<b>EMC EMISSION</b>			Compliance to EN55022 Class A, FCC part 15 Class A									
	<b>EMC IMMUNITY</b>			Compliance to EN61000-4-2,3,4,5,6,8, light industry level, criteria A									
<b>OTHERS</b>	<b>MTBF</b>			400Khrs min. MIL-HDBK-217F(25°C)									
	<b>DIMENSION</b>			25.4*25.4*9.9 mm or 1**1**0.39" inch (L*W*H)									
	<b>WEIGHT</b>			15g									

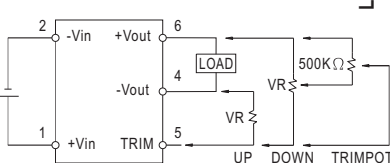
### ■ Mechanical Specification



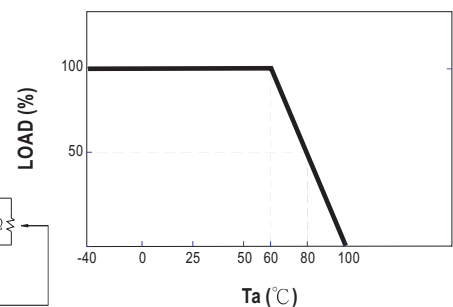
### ■ Pin Configuration

Pin No.	Output	Pin No.	Output
1	+Vin	4	-Vout
2	-Vin	5	Trim
3	R.C.	6	+Vout

### ■ External Output Trimming



### ■ Derating Curve



### NOTE

1. All parameters are specified at normal input, rated load, 25°C 70% RH ambient.
2. Ripple & noise are measured at 20MHz by using a 12" twisted pair terminated with a 0.1uF & 47uF capacitor.
3. Line regulation is measured from low line to high line at rated load.
4. Load regulation is measured from 10% to 100% rated load.
5. Please prevent the converter from operating in overload or short circuit condition for more than 30 seconds.