

Distributed by:




[www.Jameco.com](http://www.Jameco.com) ♦ 1-800-831-4242

The content and copyrights of the attached material are the property of its owner.



10W DC-DC Regulated Single Output Converter

**SKE10** series

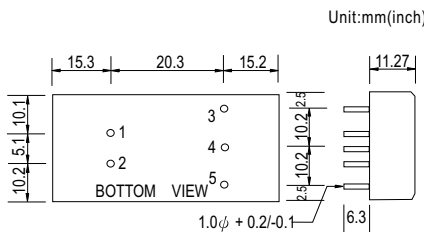


- Features :
  - 2:1 wide input range
  - 4:1 wide input range ( optional )
  - 1000VDC I/O isolation
  - Input Pi network filter
  - Protections: Short circuit/ Over load
  - Free air convection
  - Six-sided shield metal case
  - High reliability/ Low cost
  - 100% burn-in test
  - 1 year warranty

**SPECIFICATION**

ORDER NO.	SKE10A-05	SKE10B-05	SKE10C-05	SKE10A-12	SKE10B-12	SKE10C-12	SKE10A-15	SKE10B-15	SKE10C-15	SKE10A-24	SKE10B-24	SKE10C-24
OUTPUT	DC VOLTAGE		5V		12V		15V		24V			
	CURRENT RANGE		200 ~ 2000mA		84 ~ 840mA		66.6 ~ 666mA		42 ~ 420mA			
	RATED POWER		10W									
	RIPPLE & NOISE (max.) Note.2		50mVp-p		60mVp-p		60mVp-p		80mVp-p			
	LINE REGULATION Note.3		±0.3%									
	LOAD REGULATION Note.4		±0.5%									
	VOLTAGE ACCURACY		±2%									
SWITCHING FREQUENCY		200KHz min.										
INPUT	VOLTAGE RANGE											
	EFFICIENCY (Typ.)											
	DC CURRENT											
	FILTER											
PROTECTION (Note. 5)	OVER CURRENT											
	SHORT CIRCUIT											
ENVIRONMENT	WORKING TEMP.											
	WORKING HUMIDITY											
	STORAGE TEMP., HUMIDITY											
	TEMP. COEFFICIENT											
	VIBRATION											
SAFETY & EMC	WITHSTAND VOLTAGE											
	ISOLATION RESISTANCE											
OTHERS	MTBF											
	DIMENSION											
	WEIGHT											

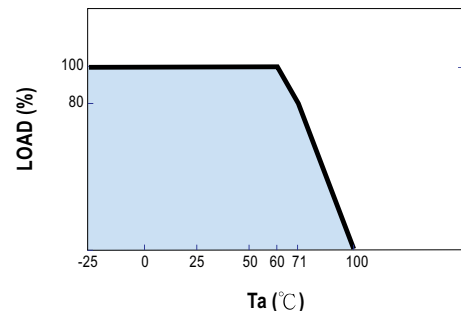
■ Mechanical Specification



■ Pin Configuration

Pin no.	Output Single
1	+Vin
2	-Vin
3	+Vout
4	No Pin
5	-Vout

■ Derating Curve



**NOTE**

- 1.All parameters are specified at normal input, rated load, 25°C 70% RH. Ambient.
- 2.Ripple & noise are measured at 20MHz by using a 12" twisted pair terminated with a 0.1uf & 47uf capacitor.
- 3.Line regulation is measured from low line to high line at rated load.
- 4.Load regulation is measured from 10% to 100% rated load.
- 5.Please prevent the converter from operating in overload or short circuit condition for more than 30 seconds.