

Features

- 1-1/4" Rectangular / Multiturn Cermet / Industrial / Sealed
- Panel mount option available
- Listed on the QPL for style RJ12 per MIL-PRF-22097
- RoHS compliant* version available
- For trimmer applications/processing guidelines, [click here](#)

3059 - TrimPot® Trimming Potentiometer

Electrical Characteristics

Std. Resistance Range..10 to 2 megohms (see standard resistance table)
 Resistance Tolerance ±10 % std. (tighter tolerance available)
 Absolute Minimum Resistance 1 % or 2 ohms max. (whichever is greater)
 Contact Resistance Variation 1.0 % or 1 ohm max. (whichever is greater)
 Adjustability
 Voltage ±0.01 %
 Resistance ±0.05 %
 Resolution Infinite
 Insulation Resistance 500 vdc. 1,000 megohms min.
 Dielectric Strength
 Sea Level..... 900 vac
 70,000 Feet 350 vac
 Effective Travel 22 turns nom.

Environmental Characteristics

Power Rating @ 70 °C (400 volts max.) 1.0 watt
 Power Rating @ 150 °C 0 watt
 Temperature Range ... -55 °C to +150 °C
 Temperature Coefficient ... ±100 ppm/°C
 Seal Test 85 °C Fluorinert† (pin styles only)
 Humidity MIL-STD-202 Method 106 (2 % ΔTR, 10 Megohms IR)
 Vibration 20 G (1 % ΔTR; 1 % ΔVR)
 Shock 50 G (1 % ΔTR; 1 % ΔVR)
 Load Life. 1,000 hours 1.0 watt @ 70 °C (3 % ΔTR; 1 % or 1 ohms, whichever is greater, CRV)
 Rotational Life 200 cycles (2 % ΔTR; 1 % or 1 ohm, whichever is greater, CRV)

Physical Characteristics

Torque..... 5.0 oz-in. max.
 Mechanical Stops..... Wiper idles
 Terminals Solderable printed circuit pins
 Flexible leads (7 strands of 30 AWG)
 Weight 0.1 oz.
 Marking..... Manufacturer's trademark, resistance code, terminal numbers, date code, manufacturer's model number and style
 Wiper 50 % (Actual TR) ±10 %
 Flammability U.L. 94V-0
 Standard Packaging
 P&Y Styles 10 pcs. per tube
 L&J Styles 25 pcs. per bag
 Adjustment Tool..... H-90

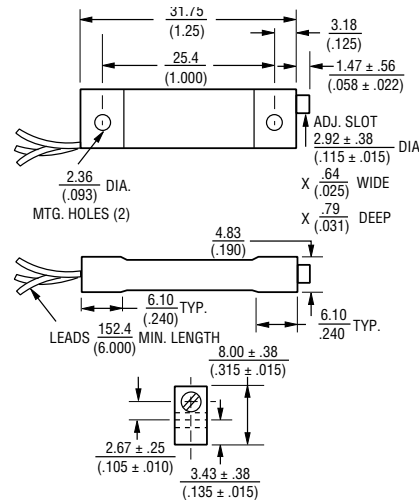
REV. 04/14

*RoHS Directive 2002/95/EC Jan. 27, 2003 including annex and RoHS Recast 2011/65/EU June 8, 2011.
 †"Fluorinert" is a registered trademark of 3M Co. Specifications are subject to change without notice. The device characteristics and parameters in this data sheet can and do vary in different applications and actual device performance may vary over time. Users should verify actual device performance in their specific applications.

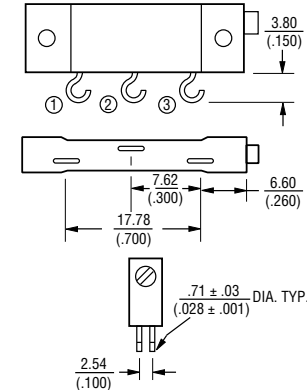
Product Dimensions

3059L

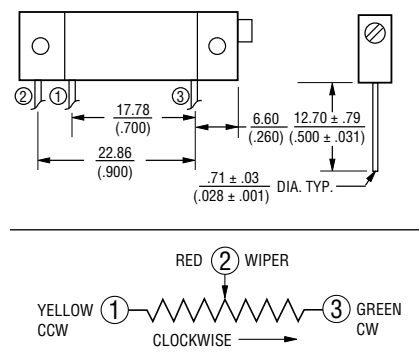
Common Dimensions



3059J

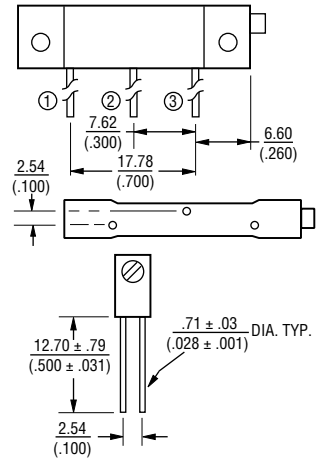


3059P



DIMENSIONS: $\frac{\text{MM}}{\text{(INCHES)}}$
 TOLERANCES: ± $\frac{0.25}{(.010)}$ EXCEPT WHERE NOTED

3059Y



Standard Resistance Table

Resistance (Ohms)	Resistance Code
10	100
20	200
50	500
100	101
200	201
500	501
1,000	102
2,000	202
5,000	502
10,000	103
20,000	203
25,000	253
50,000	503
100,000	104
200,000	204
250,000	254
500,000	504
1,000,000	105
2,000,000	205

Popular distribution values listed in boldface. Special resistances available.

How To Order

Model **3059 L - 1 - 103 M LF**
 Style _____
 Standard or Modified _____
 Product Indicator _____
 -1 = Standard Product
 Resistance Code _____
 Optional Suffix Letter _____
 M = Panel Mount (Factory Installed)
 Terminations _____
 LF = 100 % Tin-plated (RoHS compliant)
 Blank = 90 % Tin / 10 % Lead-plated (Standard)

Mouser Electronics

Authorized Distributor

Click to View Pricing, Inventory, Delivery & Lifecycle Information:

Bourns:

[3059P-1-201LF](#) [3059Y-1-101MLF](#) [3059J-1-200MLF](#) [3059L-1-205MLF](#) [3059L-1-203M](#) [3059Y-1-203M](#) [3059P-1-201MLF](#) [3059P-1-203MLF](#) [3059Y-1-202](#) [3059Y-1-201M](#) [3059Y-1-203](#) [3059Y-1-201](#) [3059P-1-203M](#) [3059Y-1-200](#) [3059J-1-203M](#) [3059Y-1-204](#) [3059Y-1-205](#) [3059Y-1-251](#) [3059Y-1-253](#) [3059Y-1-202M](#) [3059J-1-202M](#) [3059J-1-200M](#) [3059J-1-201M](#) [3059L-1-204M](#) [3059L-1-205M](#) [3059Y-1-254](#) [3059L-1-201M](#) [3059L-1-200M](#) [3059L-1-202M](#) [3059J-1-204M](#) [3059P-1-201M](#) [3059Y-1-102MLF](#) [3059J-1-500LF](#) [3059L-1-200MLF](#) [3059P-1-501MLF](#) [3059J-1-104LF](#) [3059J-1-101MLF](#) [3059J-1-203MLF](#) [3059Y-1-504LF](#) [3059J-1-502MLF](#) [3059P-1-105LF](#) [3059J-1-105LF](#) [3059L-1-105LF](#) [3059J-1-200LF](#) [3059P-1-104MLF](#) [3059J-1-503](#) [3059J-1-500](#) [3059J-1-501](#) [3059L-1-503](#) [3059Y-1-253MLF](#) [3059L-1-505](#) [3059L-1-502](#) [3059J-1-202MLF](#) [3059L-1-501](#) [3059J-1-201LF](#) [3059L-1-102MLF](#) [3059P-1-104LF](#) [3059Y-1-203LF](#) [3059J-1-203LF](#) [3059J-1-103MLF](#) [3059P-1-502MLF](#) [3059P-1-101](#) [3059P-1-100](#) [3059P-1-102](#) [3059P-1-104](#) [3059P-1-105](#) [3059P-1-103](#) [3059Y-1-100LF](#) [3059Y-1-502](#) [3059J-1-105MLF](#) [3059Y-1-501](#) [3059Y-1-500](#) [3059Y-1-505](#) [3059Y-1-503](#) [3059Y-1-253M](#) [3059J-1-253M](#) [3059L-1-254M](#) [3059P-1-253M](#) [3059Y-1-504](#) [3059L-1-202MLF](#) [3059Y-1-101LF](#) [3059P-1-503MLF](#) [3059J-1-101LF](#) [3059J-1-303MLF](#) [3059J-1-104MLF](#) [3059Y-1-500LF](#) [3059L-1-504LF](#) [3059J-1-254LF](#) [3059P-1-503LF](#) [3059Y-1-503MLF](#) [3059L-1-104MLF](#) [3059Y-1-200LF](#) [3059P-1-504LF](#) [3059J-1-253LF](#) [3059P-1-103MLF](#) [3059L-1-254MLF](#) [3059Y-1-505LF](#) [3059Y-1-301LF](#) [3059Y-1-202LF](#) [3059J-1-102MLF](#)