

## Features

- Multiturn / Cermet / Industrial / Sealed
- Optional panel mount available
- Thin body profile
- RoHS compliant\* version available
- For trimmer applications/processing guidelines, [click here](#)

# 3292 - 3/8" Square Trimpot® Trimming Potentiometer

## Electrical Characteristics

Standard Resistance Range ..... 10 to 1 megohm  
 (see standard resistance table)

Resistance Tolerance ..... ±10 % std.  
 (tighter tolerance available)

Absolute Minimum Resistance ..... 1 % or 2 ohms max.  
 (whichever is greater)

Contact Resistance Variation ..... 1.0 % or 3 ohms max.  
 (whichever is greater)

Adjustability  
 Voltage ..... ±0.01 %  
 Resistance ..... ±0.05 %

Resolution ..... Infinite

Insulation Resistance ..... 500 vdc.  
 1,000 megohms min.

Dielectric Strength  
 Sea Level ..... 900 vac  
 80,000 Feet ..... 350 vac

Effective Travel ..... 25 turns nom.

## Environmental Characteristics

Power Rating (400 volts max.)  
 85 °C ..... 0.5 watt  
 150 °C ..... 0 watt

Temperature Range ... -65 °C to +150 °C

Temperature Coefficient ... ±100 ppm/°C

Seal Test ..... 85 °C Fluorinert†  
 (pin styles only)

Humidity ..... MIL-STD-202 Method 103  
 96 hours (1 % ΔTR, 100 Megohms IR)

Vibration ..... 30 G (1 % ΔTR; 1 % ΔVR)

Shock ..... 100 G (1 % ΔTR; 1 % ΔVR)

Load Life ..1,000 hours 0.5 watt @ 85 °C  
 (2 % ΔTR; 3 % or 3 ohms,  
 whichever is greater, CRV)

Rotational Life ..... 200 cycles  
 (2 % ΔTR; 3 % or 3 ohms,  
 whichever is greater, CRV)

## Physical Characteristics

Torque ..... 5.0 oz-in. max.

Mechanical Stops ..... Wiper idles

Terminals Solderable printed circuit pins

Weight ..... 0.025 oz.

Machine Screw Mounting  
 Torque ..... 12 oz-in. max.

Marking ..... Manufacturer's trademark,  
 resistance code, wiring diagram,  
 date code, manufacturer's model  
 number and style

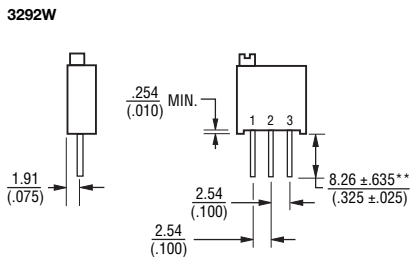
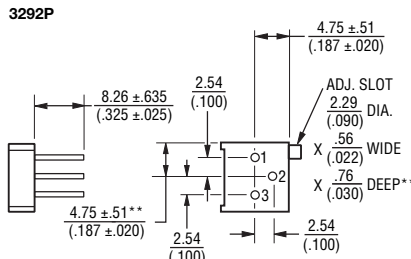
Wiper ..... 50 % (Actual TR) ±10 %

Flammability ..... U.L. 94V-0

Standard Packaging  
 P, W & X Styles ..... 50 pcs. per tube  
 L Style ..... 50 pcs. per bag

Adjustment Tool ..... H-90

## Product Dimensions



\*\*Common dimensions

## How To Order

**3292 W - 1 - 103 M LF**

Model \_\_\_\_\_

Style \_\_\_\_\_

Standard or Modified \_\_\_\_\_

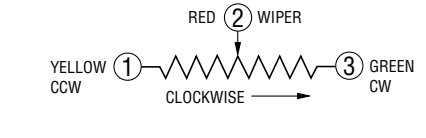
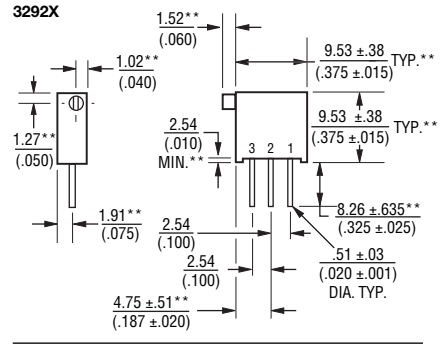
Product Indicator  
 -1 = Standard Product

Resistance Code \_\_\_\_\_

Optional Suffix Letter  
 M = Panel Mount Model 3292L, W & X  
 (Factory Installed)

Terminations  
 LF = 100 % Tin-plated (RoHS compliant)  
 Blank = 90 % Tin / 10 % Lead-plated  
 (Standard)

Consult factory for other available options.



DIMENSIONS:  $\frac{\text{MM}}{\text{(INCHES)}}$   
 TOLERANCES: ±  $\frac{0.25}{(.010)}$  EXCEPT WHERE NOTED

## Standard Resistance Table

Resistance (Ohms)	Resistance Code
10	100
20	200
50	500
100	101
<b>200</b>	<b>201</b>
<b>500</b>	<b>501</b>
<b>1,000</b>	<b>102</b>
<b>2,000</b>	<b>202</b>
<b>5,000</b>	<b>502</b>
<b>10,000</b>	<b>103</b>
<b>20,000</b>	<b>203</b>
<b>25,000</b>	<b>253</b>
<b>50,000</b>	<b>503</b>
<b>100,000</b>	<b>104</b>
200,000	204
250,000	254
500,000	504
1,000,000	105

Popular values listed in boldface. Special resistances available.

REV. 04/14

"Trimpot" is a registered trademark of Bourns, Inc.  
 †"Fluorinert" is a registered trademark of 3M Co.

\*RoHS Directive 2002/95/EC Jan. 27, 2003 including annex and RoHS Recast 2011/65/EU June 8, 2011.

Specifications are subject to change without notice.

The device characteristics and parameters in this data sheet can and do vary in different applications and actual device performance may vary over time. Users should verify actual device performance in their specific applications.