



## Features

- 1/4" Round / Single-Turn / Cermet Industrial / Sealed
- 5 standard terminal styles
- Tape and reel packaging available
- Listed on the QPL for style RJ50 per MIL-PRF-22097 and RJR50 per High-Rel MIL-PRF-39035

- RoHS compliant\* version available
- For trimmer applications/processing guidelines, [click here](#)

# 3329 - 1/4" Round Trimpot® Trimming Potentiometer

## Electrical Characteristics

Standard Resistance Range	10 to 1 megohm
	(see standard resistance table)
Resistance Tolerance	±10 % std.
	(closer tolerance available)
Absolute Minimum Resistance	1 % or 2 ohms
	(whichever is greater)
Contact Resistance Variation	3.0 % or 3 ohms max.
	(whichever is greater)
Adjustability	
Voltage	±0.05 %
Resistance	±0.15 %
Resolution	Infinite
Insulation Resistance	500 vdc.
	1,000 megohms min.
Dielectric Strength	
Sea Level	600 vac
80,000 Feet	250 vac
Adjustment Angle	240 ° nom.

## Environmental Characteristics

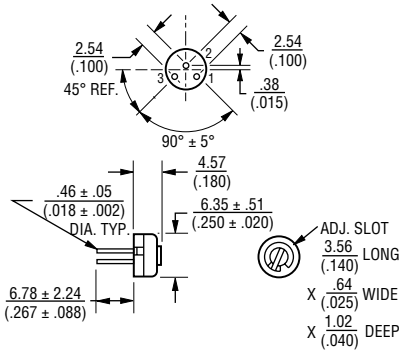
Power Rating @ 85 °C (300 volts max.)	0.5 watt
Power Rating @ 150 °C	0 watt
Temperature Range	-55 °C to +150 °C
Temperature Coefficient	±100 ppm/°C
Seal Test	85 °C Fluorinert†
Humidity	MIL-STD-202 Method 106
	96 hours
	(3 % ΔTR, 10 Megohms IR)
Vibration	30 G (1 % ΔTR; 1 % ΔVR)
	except "P" pin style
Shock	100 G (1 % ΔTR; 1 % ΔVR)
Load Life	
	1,000 hours 0.5 watt @ 85 °C
	(3 % ΔTR; 3 % CRV)
Rotational Life	200 cycles
	(4 % ΔTR; 4 % CRV)

## Physical Characteristics

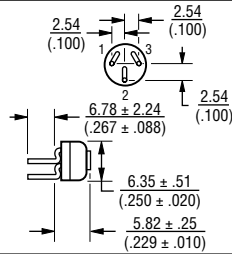
Mechanical Angle	260 ° nom.
Torque	5.0 oz-in. max.
Stop Strength	5.0 oz-in. min.
Terminals	Solderable pins
Weight	0.02 oz.
Marking	Manufacturer's trademark,
	resistance code, date code,
	manufacturer's model number
	and style
Wiper	50 % (Actual TR) ±10 %
Standard Packaging	50 pcs. per tube
Adjustment Tool	H-90

## Product Dimensions

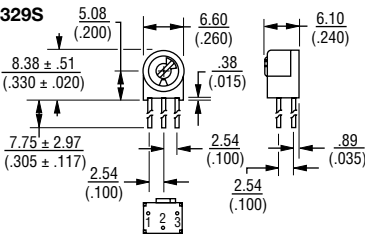
3329H



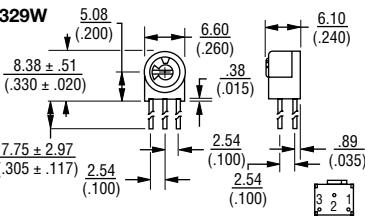
3329P



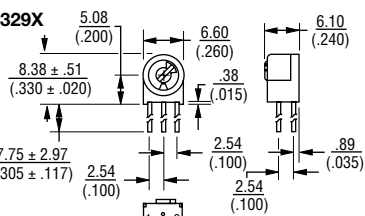
3329S



3329W



3329X



3329P-DK9-RC



DIMENSIONS:  $\frac{\text{MM}}{\text{(INCHES)}}$   
 TOLERANCES: ±  $\frac{0.25}{(.010)}$  EXCEPT WHERE NOTED



## How To Order

**3329 M - 1 - 103 LF**

Model \_\_\_\_\_  
 Style \_\_\_\_\_  
 Standard or Modified Product Indicator  
 -1 = Standard Product  
 -DK9 = Plastic Spacer  
 Resistance Code \_\_\_\_\_  
 Packaging Designator \_\_\_\_\_  
 Blank = Tube (Standard)  
 R = Tape and Reel (M and U Pin Styles Only)  
 A = Ammo Pack (M and U Pin Styles Only)  
 Terminations \_\_\_\_\_  
 LF = 100 % Tin-plated (RoHS compliant)  
 Blank = 90 % Tin / 10 % Lead-plated (Standard)

Consult factory for other available options.

\*RoHS Directive 2002/95/EC Jan 27 2003 including Annex.

†"Fluorinert" is a registered trademark of 3M Co.

Specifications are subject to change without notice.

Customers should verify actual device performance in their specific applications.

# 3329 - 1/4 " Round Trimpot® Trimming Potentiometer

# BOURNS®

## Standard Resistance Table

Resistance (Ohms)	Resistance Code
10	100
20	200
50	500
<b>100</b>	<b>101</b>
<b>200</b>	<b>201</b>
<b>500</b>	<b>501</b>
<b>1,000</b>	<b>102</b>
<b>2,000</b>	<b>202</b>
<b>5,000</b>	<b>502</b>
<b>10,000</b>	<b>103</b>
<b>20,000</b>	<b>203</b>
<b>25,000</b>	<b>253</b>
<b>50,000</b>	<b>503</b>
<b>100,000</b>	<b>104</b>
200,000	204
250,000	254
500,000	504
1,000,000	105

Popular distribution resistance values listed in boldface. Special resistances available.

## Packaging Specifications

### SIDE ADJUST 3329M-1



ALL PINS IN-LINE ON  $\frac{2.54}{(.100)}$  CENTER  
 DIMENSIONS:  $\frac{\text{MM}}{\text{(INCHES)}}$   
 1000/REEL/BOX

### TOP ADJUST 3329U-1



ALL PINS IN-LINE ON  $\frac{2.54}{(.100)}$  CENTER  
 DIMENSIONS:  $\frac{\text{MM}}{\text{(INCHES)}}$   
 1000/REEL/BOX

Meets EIA Specification 468.