

## Features

- Single Turn / Cermet / Industrial / Sealed
- Available on tape and reel
- Available with a knob for finger adjust
- Available with extended shaft
- Available with cross-slot rotor
- Top and side adjust types (F, P, H, W, X most popular)
- RoHS compliant\* version available
- For trimmer applications/processing guidelines, [click here](#)

## 3386 - 3/8" Square Trimpot® Trimming Potentiometer

### Electrical Characteristics

Standard Resistance Range	10 ohms to 2 megohms
	(see standard resistance table)
Resistance Tolerance	±10 % std.
	(tighter tolerance available)
Absolute Minimum Resistance	2 ohms max.
Contact Resistance Variation	2 % or 3 ohms max.
	(whichever is greater)
Adjustability	
Voltage Divider	±0.05 %
Rheostat	±0.15 %
Resolution	Infinite
Insulation Resistance	500 vdc.
	1,000 megohms min.
Dielectric Strength	
Sea Level	900 vac
70,000 Feet	350 vac
Adjustment Angle	280 ° nom.

### Environmental Characteristics

Power Rating (300 volts max.)	
85 °C	0.5 watt
125 °C	0 watt
Temperature Range	-55 °C to +125 °C
Temperature Coefficient	±100 ppm/°C
Seal Test	85 °C Fluorinert†
Humidity	MIL-STD-202 Method 103
	96 hours
	(2 % ΔTR, 10 Megohms min.)
Vibration	30 G (1 % ΔTR; 1 % ΔVR)
Shock	100 G (1 % ΔTR; 1 % ΔVR)
Load Life	1,000 hours 0.5 watt @ 70 °C
	(3 % ΔTR; 3 % or 3 ohms,
	whichever is greater, CRV)
Rotational Life	200 cycles
	(4 % ΔTR; 3 % or 3 ohms,
	whichever is greater, CRV)

### Physical Characteristics

Mechanical Angle	310 ° nom.
Torque	5.0 oz-in. max.
Stop Strength	15.0 oz-in. min.
Terminals	Solderable pins
Weight	0.03 oz.
Marking	Manufacturer's
	trademark, resistance code,
	wiring diagram, date code,
	manufacturer's model
	number and style
Flammability	U.L. 94V-0
Standard Packaging	50 pcs. per tube
Wiper	50 % (Actual TR) ±10 %
Adjustment Tool	H-90

\*RoHS Directive 2002/95/EC Jan. 27, 2003 including annex and RoHS Recast 2011/65/EU June 8, 2011.

†"Fluorinert" is a registered trademark of 3M Co.

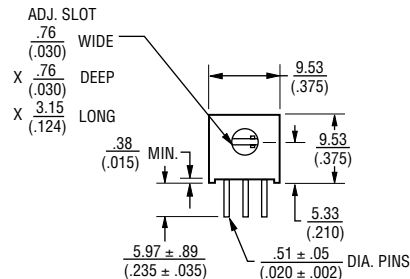
Specifications are subject to change without notice.

The device characteristics and parameters in this data sheet can and do vary in different applications and actual device performance may vary over time.

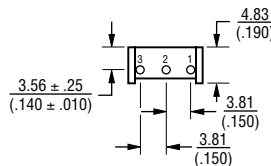
Users should verify actual device performance in their specific applications.

### Product Dimensions

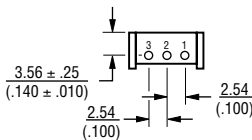
#### Common Dimensions Side Adjust Models B,C,J,X



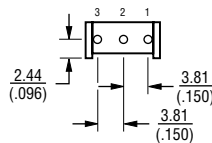
3386B



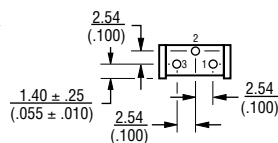
3386C



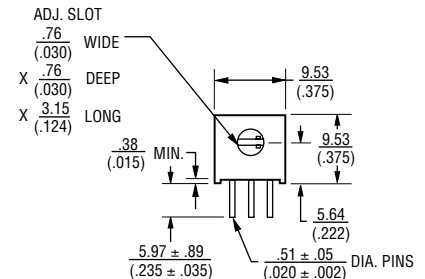
3386J



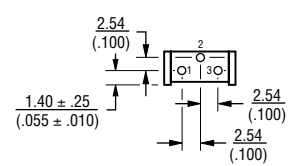
3386X



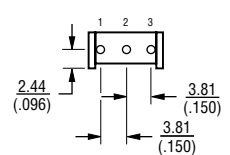
#### Common Dimensions Side Adjust Models H,S,W



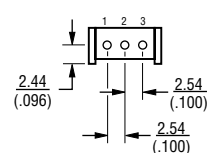
3386H



3386S



3386W



DIMENSIONS:  $\frac{\text{MM}}{\text{(INCHES)}}$

TOLERANCES: ±  $\frac{0.25}{(.010)}$  EXCEPT WHERE NOTED

### How To Order

Model	3386 P - 1 - 103 T	LF
Style		
Standard or Modified		
Product Indicator		
-1 = Standard Product		
-EY5 = Extended Shaft		
Resistance Code		
Optional Suffix Letter		
T = Knob**		
Packaging Designator		
Blank = Tube (Standard)		
R = Tape & Reel (W and U Pin Styles Only)		
A = Ammo Pack (W and U Pin Styles Only)		
Tape and reel material meets Antistatic ANSI/ESD 5541-2003 packaging standards.		
Terminations		
LF = 100 % Tin-plated (RoHS compliant)		
Blank = 90 % Tin / 10 % Lead-plated (Standard)		

\*\*Knob option is available only in standard tube packaging. Not recommended for side load applications.

Consult factory for other available options.

### Standard Resistance Table

Resistance (Ohms)	Resistance Code
10	100
20	200
50	500
100	101
200	201
500	501
1,000	102
2,000	202
5,000	502
10,000	103
20,000	203
25,000	253
50,000	503
100,000	104
200,000	204
250,000	254
500,000	504
1,000,000	105
2,000,000	205

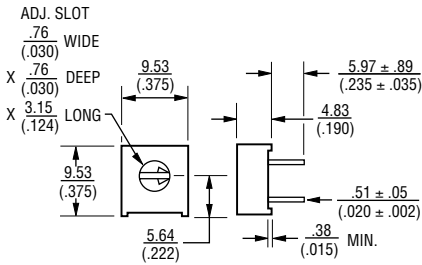
Popular distribution resistance values listed in boldface. Special resistances available.

# 3386 - 3/8" Square Trimpot® Trimming Potentiometer

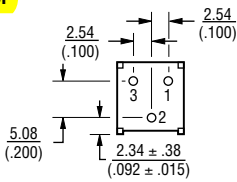
# BOURNS®

## Product Dimensions

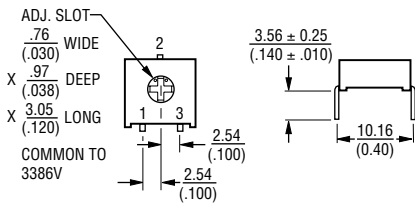
### Common Dimensions Top Adjust Models F,G,K,P,R,U,V,Y



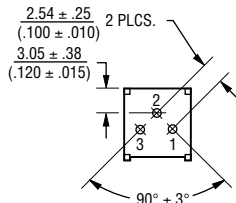
### 3386F



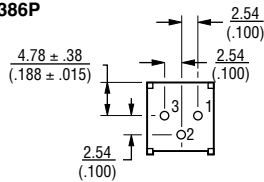
### 3386G



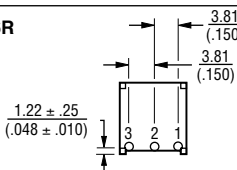
### 3386K



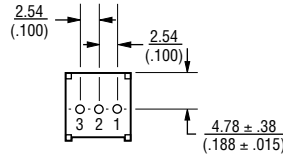
### 3386P



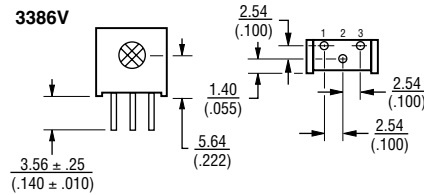
### 3386R



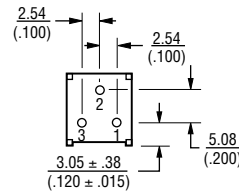
### 3386U



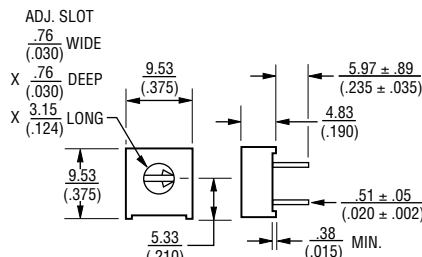
### 3386V



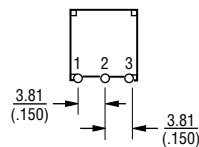
### 3386Y



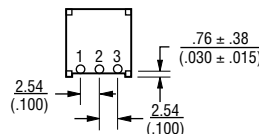
### Common Dimensions Top Adjust Models M,T



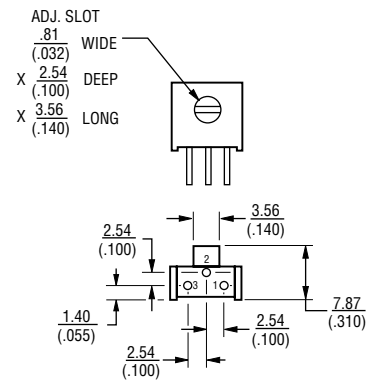
### 3386M



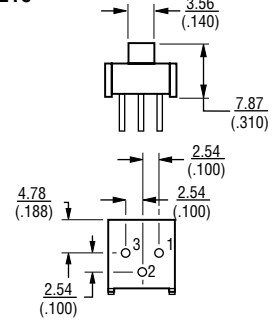
### 3386T



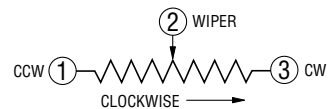
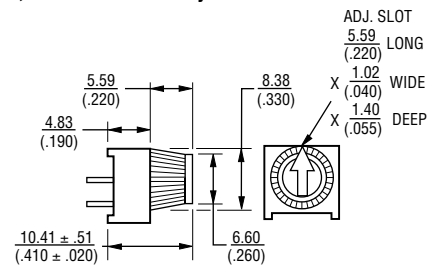
### 3386H-EY5 3386X-EY5 – SHOWN



### 3386P-EY5



The Model 3386 is available with a knob for finger adjustment. Add suffix letter "T" to order code for F, P and X terminal styles.



DIMENSIONS:  $\frac{\text{MM}}{\text{(INCHES)}}$   
TOLERANCES:  $\pm \frac{0.25}{(.010)}$  EXCEPT WHERE NOTED

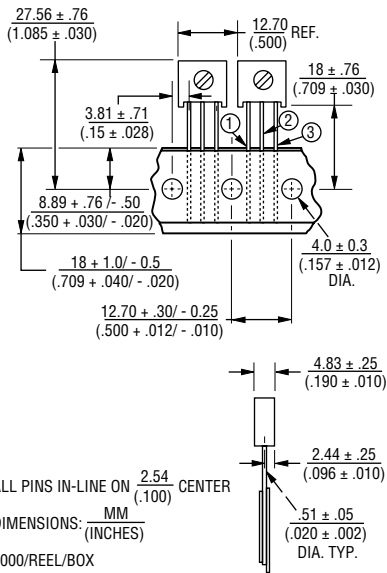
Specifications are subject to change without notice. The device characteristics and parameters in this data sheet can and do vary in different applications and actual device performance may vary over time. Users should verify actual device performance in their specific applications.

# 3386 - 3/8 " Square Trimpot® Trimming Potentiometer

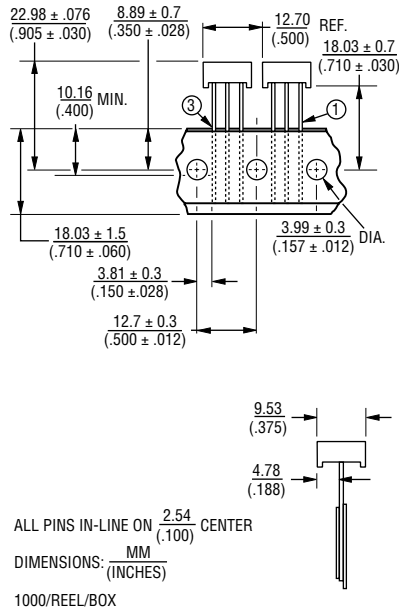
**BOURNS®**

## Packaging Specifications

### SIDE ADJUST 3386W-1



### TOP ADJUST 3386U-1



Meets EIA Specification 468.

DIMENSIONS:  $\frac{\text{MM}}{(\text{INCHES})}$

REV. 05/16

"Trimpot" is a registered trademark of Bourns, Inc.  
 Specifications are subject to change without notice.

The device characteristics and parameters in this data sheet can and do vary in different applications and actual device performance may vary over time. Users should verify actual device performance in their specific applications.