

插入型絕緣/金屬軸式編碼規則

**RV 09 A X F - 40 E1 - 20 F X - B 5K - X X XXX**  
**1 2 3 4 5 6 7 8 9 10 11 12 13 14 15**

**1. Product Line**  
RV Rotary Potentiometer

**2. Model**

**3. Structure Difference**

**4. Derivatives**

**5. RoHS Version**  
F indicates RoHS Compliance

**6. Type of Terminal**

Code	Type of Terminal
10	Solder lug
20	PC board (horizontal)
30	PC board (vertical);front
40	PC board (vertical);back

**7. Type of Bushing**

**8. Shaft Length**

**9. Type of Shaft**

**10. Axis Angle of F-type Shaft**

**11. Pattern of Resistance Curve**

**12. Resistance Value**

**13. Materials & Methods for Manufacturing Shaft & Bushing**

**14. Number of Click**

Code	Specification
0	None
C	Center Click
D	11 Positions click
E	21 Positions click
F	41 Positions click

**15. Serial No.**

**訂單指定事項：**

開立訂單時，用途請依下表記載予以指定製品之規格詳細記載並確認之。

**項目：**

1. 型號。
2. 公稱阻值及線性要求。
3. 軸型及長度。
4. 端子型式。
5. 段點的有無。
6. 中間抽頭的有無。
7. 音量用或其他。
8. 手焊錫或錫爐焊錫。

**ORDERING INSTRUCTIONS**


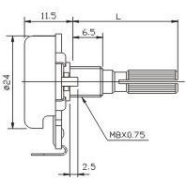
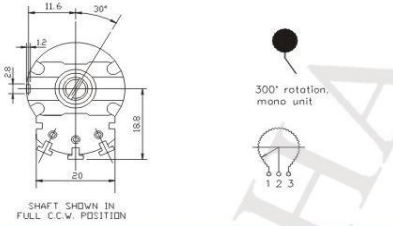

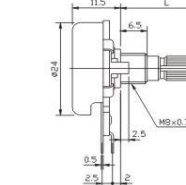
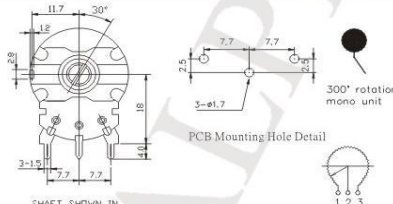

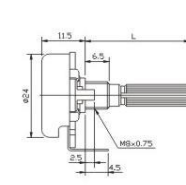
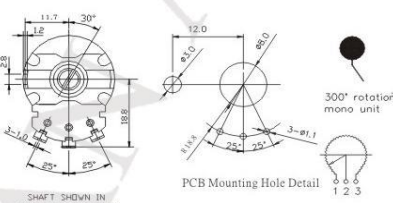

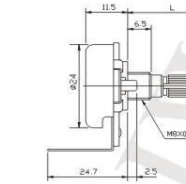
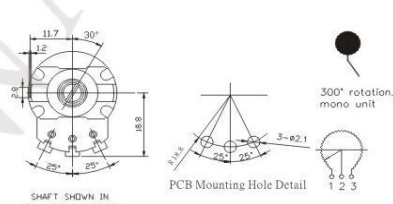

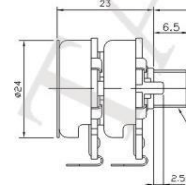
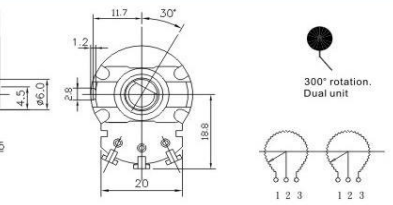
WHEN PLACING YOUR ORDER, PLEASE SPECIFY THE FOLLOWING ITEMS ACCORDING TO YOUR APPLICATION NEEDS. FOR MORE INFORMATION ABOUT OUR PRODUCTS, PLEASE REFER TO THE SPECIFICATION GIVEN ON THE FOLLOWING PAGES.

**ITEMS：**

1. MODEL.
2. NORMAL RESISTANCE VALUE AND TAPER.
3. SHAFT STYLE AND LENGTH.
4. TERMINAL STYLE.
5. WITH CLICK OR WITHOUT CLICK, CLICK POSITION
6. WITH TAP OR WITHOUT TAP, TAP POSITION.
7. FOR VOLUME CONTROL OR OTHER USE.
8. MANUAL SOLDERING OR DIP SOLDERING.

## 24mm METAL SHAFT SERIES



Model	Outline Drawing	Features / Individual Specification
<p><b>RV24AF-10</b></p> 		 <p>SHAFT SHOWN IN FULL C.C.W. POSITION</p>
<p><b>RV24AF-22</b></p> 		 <p>SHAFT SHOWN IN FULL C.C.W. POSITION</p>
<p><b>RV24AF-30</b></p> 		 <p>SHAFT SHOWN IN FULL C.C.W. POSITION</p>
<p><b>RV24AF-40</b></p> 		 <p>SHAFT SHOWN IN FULL C.C.W. POSITION</p>
<p><b>RV24BF-10</b></p> <p>NEW</p> 		 <p>SHAFT SHOWN IN FULL C.C.W. POSITION</p>

POTENTIOMETERS

