



**Features**

- Universal AC input / Full range
- 3 pole AC inlet IEC320-C14, Class I power unit
- No load power consumption < 0.3W
- **Energy efficiency level VI**
- Comply with EISA 2007/DoE
- Protections: Short circuit / Overload / Over voltage
- Fully enclosed plastic case
- -20 ~ +70°C working temperature
- LED indicator for power on
- Dual output available (optional)
- ± 16V /+48V also available for video system (optional, order NO. : GP25A58F-R1B)
- 3 years warranty

**Applications**

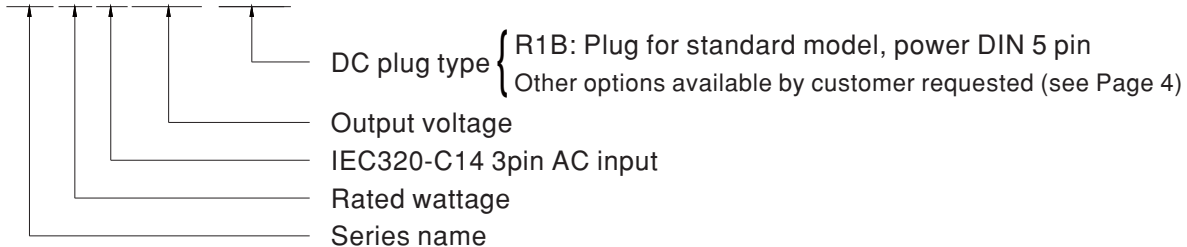
- Consumer electronic devices
- Telecommunication devices
- Office facilities
- Industrial equipments

**Description**

GP25A is a 25W triple-output desktop type green adaptor series, complying with the mandatory energy saving standard USA EISA 2007/DoE (Level VI). Adopting Class I design and utilizing the standard inlet IEC320-C14, it is designed with FG and uses the 94V-0 flame retardant plastic enclosure, which can effectively prevent electric shock hazards. This series operates from 90~264VAC and offers three models with the output voltage sets +5V/+12V/-5V, +5V/+12V/-12V, +5V/+15V/-15V and can option +16V/+48V/-16V. Its supreme advantages includes the less-than-0.3W no load power consumption, the capability of working under -20~+70°C ambient temperature, complete protection functions and three-year warranty and the compliance to the international safety certification such as CB, TUV, UL, CE and FCC. GP25A is a multiple-output green adaptor with high safety, high reliability and high quality.

**Model Encoding**

**GP25 A 13A -R1B**

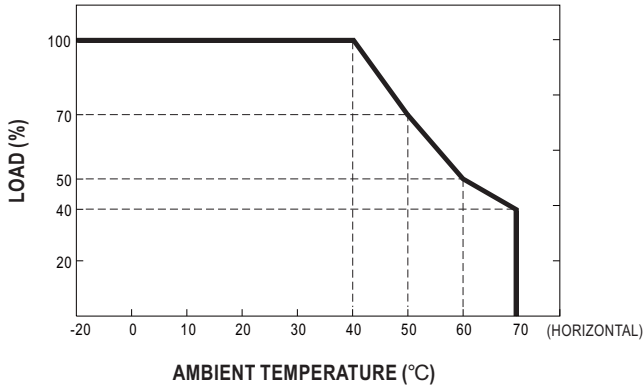




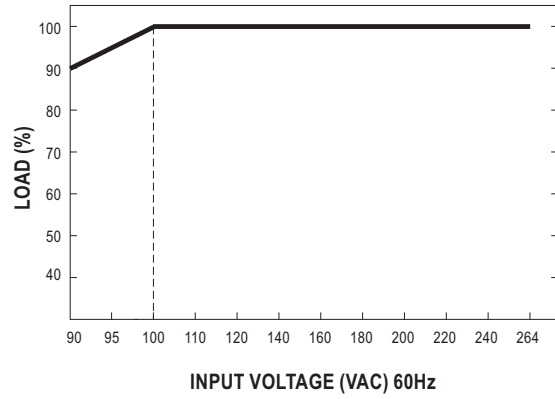
**SPECIFICATION**

ORDER NO.	GP25A13A-R1B	GP25A13D-R1B	GP25A14E-R1B	GP25A58F-R1B (option)																																																			
<b>OUTPUT</b>	<table border="1"> <thead> <tr> <th>SAFETY MODEL NO.</th> <th>GP25A13A</th> <th>GP25A13D</th> <th>GP25A14E</th> <th>GP25A58F</th> </tr> </thead> <tbody> <tr> <td>DC VOLTAGE <small>Note.2</small></td> <td>5V 12V -5V</td> <td>5V 12V -12V</td> <td>5V 15V -15V</td> <td>16V 48V -16V</td> </tr> <tr> <td>RATED SET CURRENT</td> <td>2.5A 1.2A 0.3A</td> <td>2.5A 1A 0.3A</td> <td>2.5A 0.8A 0.3A</td> <td>1.05A 0.087A 1.05A</td> </tr> <tr> <td>CURRENT RANGE</td> <td>0.5 ~ 2.5A 0.2 ~ 1.2A 0.1 ~ 0.3A</td> <td>0.5 ~ 2.5A 0.2 ~ 1A 0.1 ~ 0.3A</td> <td>0.5 ~ 2.5A 0.1 ~ 0.8A 0.1 ~ 0.3A</td> <td>0.2 ~ 1.05A 17mA ~ 87mA 0.2 ~ 1.05A</td> </tr> <tr> <td>RATED POWER</td> <td>28.5W</td> <td>28W</td> <td>29W</td> <td>37.77W</td> </tr> <tr> <td>RIPPLE &amp; NOISE (max.) <small>Note.3</small></td> <td>50mVp-p 100mVp-p 50mVp-p</td> <td>60mVp-p 120mVp-p 50mVp-p</td> <td>100mVp-p 150mVp-p 50mVp-p</td> <td>200mVp-p 200mVp-p 200mVp-p</td> </tr> <tr> <td>VOLTAGE TOLERANCE <small>Note.4</small></td> <td>±5.0% -5.0 ~ +10% ±3.0%</td> <td>±5.0% -5.0 ~ +5.0% ±3.0%</td> <td>±5.0% -5.0 ~ +15% ±3.0%</td> <td>±5.0% ±5.0% -5.0 ~ +10%</td> </tr> <tr> <td>LINE REGULATION <small>Note.5</small></td> <td>±1.0% ±1.0% ±1.0%</td> <td>±1.0% ±1.0% ±1.0%</td> <td>±1.0% ±1.0% ±1.0%</td> <td>±1.0% ±1.0% ±1.0%</td> </tr> <tr> <td>LOAD REGULATION <small>Note.6</small></td> <td>±5.0% ±5.0% ±3.0%</td> <td>±5.0% ±5.0% ±3.0%</td> <td>±5.0% ±5.0% ±3.0%</td> <td>±5.0% ±5.0% ±5.0%</td> </tr> <tr> <td>SETUP, RISE, HOLD UP TIME</td> <td colspan="4">800ms, 50ms, 20ms / 230VAC 1200ms, 50ms, 16ms / 115VAC at full load</td> </tr> </tbody> </table>				SAFETY MODEL NO.	GP25A13A	GP25A13D	GP25A14E	GP25A58F	DC VOLTAGE <small>Note.2</small>	5V 12V -5V	5V 12V -12V	5V 15V -15V	16V 48V -16V	RATED SET CURRENT	2.5A 1.2A 0.3A	2.5A 1A 0.3A	2.5A 0.8A 0.3A	1.05A 0.087A 1.05A	CURRENT RANGE	0.5 ~ 2.5A 0.2 ~ 1.2A 0.1 ~ 0.3A	0.5 ~ 2.5A 0.2 ~ 1A 0.1 ~ 0.3A	0.5 ~ 2.5A 0.1 ~ 0.8A 0.1 ~ 0.3A	0.2 ~ 1.05A 17mA ~ 87mA 0.2 ~ 1.05A	RATED POWER	28.5W	28W	29W	37.77W	RIPPLE & NOISE (max.) <small>Note.3</small>	50mVp-p 100mVp-p 50mVp-p	60mVp-p 120mVp-p 50mVp-p	100mVp-p 150mVp-p 50mVp-p	200mVp-p 200mVp-p 200mVp-p	VOLTAGE TOLERANCE <small>Note.4</small>	±5.0% -5.0 ~ +10% ±3.0%	±5.0% -5.0 ~ +5.0% ±3.0%	±5.0% -5.0 ~ +15% ±3.0%	±5.0% ±5.0% -5.0 ~ +10%	LINE REGULATION <small>Note.5</small>	±1.0% ±1.0% ±1.0%	±1.0% ±1.0% ±1.0%	±1.0% ±1.0% ±1.0%	±1.0% ±1.0% ±1.0%	LOAD REGULATION <small>Note.6</small>	±5.0% ±5.0% ±3.0%	±5.0% ±5.0% ±3.0%	±5.0% ±5.0% ±3.0%	±5.0% ±5.0% ±5.0%	SETUP, RISE, HOLD UP TIME	800ms, 50ms, 20ms / 230VAC 1200ms, 50ms, 16ms / 115VAC at full load				
SAFETY MODEL NO.	GP25A13A	GP25A13D	GP25A14E	GP25A58F																																																			
DC VOLTAGE <small>Note.2</small>	5V 12V -5V	5V 12V -12V	5V 15V -15V	16V 48V -16V																																																			
RATED SET CURRENT	2.5A 1.2A 0.3A	2.5A 1A 0.3A	2.5A 0.8A 0.3A	1.05A 0.087A 1.05A																																																			
CURRENT RANGE	0.5 ~ 2.5A 0.2 ~ 1.2A 0.1 ~ 0.3A	0.5 ~ 2.5A 0.2 ~ 1A 0.1 ~ 0.3A	0.5 ~ 2.5A 0.1 ~ 0.8A 0.1 ~ 0.3A	0.2 ~ 1.05A 17mA ~ 87mA 0.2 ~ 1.05A																																																			
RATED POWER	28.5W	28W	29W	37.77W																																																			
RIPPLE & NOISE (max.) <small>Note.3</small>	50mVp-p 100mVp-p 50mVp-p	60mVp-p 120mVp-p 50mVp-p	100mVp-p 150mVp-p 50mVp-p	200mVp-p 200mVp-p 200mVp-p																																																			
VOLTAGE TOLERANCE <small>Note.4</small>	±5.0% -5.0 ~ +10% ±3.0%	±5.0% -5.0 ~ +5.0% ±3.0%	±5.0% -5.0 ~ +15% ±3.0%	±5.0% ±5.0% -5.0 ~ +10%																																																			
LINE REGULATION <small>Note.5</small>	±1.0% ±1.0% ±1.0%	±1.0% ±1.0% ±1.0%	±1.0% ±1.0% ±1.0%	±1.0% ±1.0% ±1.0%																																																			
LOAD REGULATION <small>Note.6</small>	±5.0% ±5.0% ±3.0%	±5.0% ±5.0% ±3.0%	±5.0% ±5.0% ±3.0%	±5.0% ±5.0% ±5.0%																																																			
SETUP, RISE, HOLD UP TIME	800ms, 50ms, 20ms / 230VAC 1200ms, 50ms, 16ms / 115VAC at full load																																																						
<b>INPUT</b>	<table border="1"> <thead> <tr> <th>VOLTAGE RANGE <small>Note.7</small></th> <td>90 ~ 264VAC 135~ 370VDC</td> </tr> <tr> <th>FREQUENCY RANGE</th> <td>47 ~ 63Hz</td> </tr> <tr> <th>EFFICIENCY (Typ.)</th> <td>80% 80% 80.5% 85%</td> </tr> <tr> <th>AC CURRENT</th> <td>0.8A / 100VAC 0.4A / 230VAC</td> </tr> <tr> <th>INRUSH CURRENT (max.)</th> <td>Cold start 30A / 115VAC 60A / 230VAC</td> </tr> <tr> <th>LEAKAGE CURRENT (max.)</th> <td>0.75mA / 240VAC</td> </tr> </thead> </table>				VOLTAGE RANGE <small>Note.7</small>	90 ~ 264VAC 135~ 370VDC	FREQUENCY RANGE	47 ~ 63Hz	EFFICIENCY (Typ.)	80% 80% 80.5% 85%	AC CURRENT	0.8A / 100VAC 0.4A / 230VAC	INRUSH CURRENT (max.)	Cold start 30A / 115VAC 60A / 230VAC	LEAKAGE CURRENT (max.)	0.75mA / 240VAC																																							
VOLTAGE RANGE <small>Note.7</small>	90 ~ 264VAC 135~ 370VDC																																																						
FREQUENCY RANGE	47 ~ 63Hz																																																						
EFFICIENCY (Typ.)	80% 80% 80.5% 85%																																																						
AC CURRENT	0.8A / 100VAC 0.4A / 230VAC																																																						
INRUSH CURRENT (max.)	Cold start 30A / 115VAC 60A / 230VAC																																																						
LEAKAGE CURRENT (max.)	0.75mA / 240VAC																																																						
<b>PROTECTION</b>	<table border="1"> <tbody> <tr> <td>OVERLOAD</td> <td>110 ~ 160% rated output power Protection type : Hiccup mode, recovers automatically after fault condition is removed</td> </tr> <tr> <td>OVER VOLTAGE</td> <td>Protection type : Clamp by zener diode(5V only), output short</td> </tr> </tbody> </table>				OVERLOAD	110 ~ 160% rated output power Protection type : Hiccup mode, recovers automatically after fault condition is removed	OVER VOLTAGE	Protection type : Clamp by zener diode(5V only), output short																																															
OVERLOAD	110 ~ 160% rated output power Protection type : Hiccup mode, recovers automatically after fault condition is removed																																																						
OVER VOLTAGE	Protection type : Clamp by zener diode(5V only), output short																																																						
<b>ENVIRONMENT</b>	<table border="1"> <tbody> <tr> <td>WORKING TEMP.</td> <td>-20 ~ +70°C (Refer to "Derating Curve")</td> </tr> <tr> <td>WORKING HUMIDITY</td> <td>20% ~ 90% RH non-condensing</td> </tr> <tr> <td>STORAGE TEMP., HUMIDITY</td> <td>-20 ~ +85°C, 10 ~ 95% RH non-condensing</td> </tr> <tr> <td>TEMP. COEFFICIENT</td> <td>±0.03% / °C (-20 ~ 40°C)</td> </tr> <tr> <td>VIBRATION</td> <td>10 ~ 500Hz, 2G 10min./1cycle, period for 60min. each along X, Y, Z axes</td> </tr> </tbody> </table>				WORKING TEMP.	-20 ~ +70°C (Refer to "Derating Curve")	WORKING HUMIDITY	20% ~ 90% RH non-condensing	STORAGE TEMP., HUMIDITY	-20 ~ +85°C, 10 ~ 95% RH non-condensing	TEMP. COEFFICIENT	±0.03% / °C (-20 ~ 40°C)	VIBRATION	10 ~ 500Hz, 2G 10min./1cycle, period for 60min. each along X, Y, Z axes																																									
WORKING TEMP.	-20 ~ +70°C (Refer to "Derating Curve")																																																						
WORKING HUMIDITY	20% ~ 90% RH non-condensing																																																						
STORAGE TEMP., HUMIDITY	-20 ~ +85°C, 10 ~ 95% RH non-condensing																																																						
TEMP. COEFFICIENT	±0.03% / °C (-20 ~ 40°C)																																																						
VIBRATION	10 ~ 500Hz, 2G 10min./1cycle, period for 60min. each along X, Y, Z axes																																																						
<b>SAFETY &amp; EMC (Note. 8)</b>	<table border="1"> <tbody> <tr> <td>SAFETY STANDARDS</td> <td colspan="3">IEC60950-1, UL60950-1, CSA22.2, EN60950-1, EAC TP TC 004 approved</td> </tr> <tr> <td>WITHSTAND VOLTAGE</td> <td colspan="3">I/P-O/P:4242VDC , I/P-FG:2121VDC</td> </tr> <tr> <td>ISOLATION RESISTANCE</td> <td colspan="3">I/P-O/P,I/P-FG:100M Ohms / 500VDC / 25°C / 70% RH</td> </tr> <tr> <td rowspan="4">EMC EMISSION</td> <td>Parameter</td> <td>Standard</td> <td>Test Level / Note</td> </tr> <tr> <td>Conducted emission</td> <td>EN55032(CISPR32),FCC PART 15 / CISPR22, CAN ICES-3(B)/NMB-3(B)</td> <td>Class B</td> </tr> <tr> <td>Radiated emission</td> <td>EN55032(CISPR32),FCC PART 15 / CISPR22, CAN ICES-3(B)/NMB-3(B)</td> <td>Class B</td> </tr> <tr> <td>Harmonic current</td> <td>EN61000-3-2</td> <td>Class A</td> </tr> <tr> <td>Voltage flicker</td> <td>EN61000-3-3</td> <td>-----</td> <td></td> </tr> <tr> <td rowspan="7">EMC IMMUNITY</td> <td>Parameter</td> <td>Standard</td> <td>Test Level /Note</td> </tr> <tr> <td>ESD</td> <td>EN61000-4-2</td> <td>Level 3, 8KV air; Level 2, 4KV contact</td> </tr> <tr> <td>RF field susceptibility</td> <td>EN61000-4-3</td> <td>Level 2, 3V/m</td> </tr> <tr> <td>EFT bursts</td> <td>EN61000-4-4</td> <td>Level 2, 1KV</td> </tr> <tr> <td>Surge susceptibility</td> <td>EN61000-4-5</td> <td>Level 3, 1KV/L-N, 2KV/L,N-PE</td> </tr> <tr> <td>Conducted susceptibility</td> <td>EN61000-4-6</td> <td>Level 2, 3V</td> </tr> <tr> <td>Voltage dips , interruption</td> <td>EN61000-4-11</td> <td>&gt; 95% dip 0. 5 periods, 30% dip 25 periods, &gt; 95% interruptions 250 periods</td> </tr> </tbody> </table>				SAFETY STANDARDS	IEC60950-1, UL60950-1, CSA22.2, EN60950-1, EAC TP TC 004 approved			WITHSTAND VOLTAGE	I/P-O/P:4242VDC , I/P-FG:2121VDC			ISOLATION RESISTANCE	I/P-O/P,I/P-FG:100M Ohms / 500VDC / 25°C / 70% RH			EMC EMISSION	Parameter	Standard	Test Level / Note	Conducted emission	EN55032(CISPR32),FCC PART 15 / CISPR22, CAN ICES-3(B)/NMB-3(B)	Class B	Radiated emission	EN55032(CISPR32),FCC PART 15 / CISPR22, CAN ICES-3(B)/NMB-3(B)	Class B	Harmonic current	EN61000-3-2	Class A	Voltage flicker	EN61000-3-3	-----		EMC IMMUNITY	Parameter	Standard	Test Level /Note	ESD	EN61000-4-2	Level 3, 8KV air; Level 2, 4KV contact	RF field susceptibility	EN61000-4-3	Level 2, 3V/m	EFT bursts	EN61000-4-4	Level 2, 1KV	Surge susceptibility	EN61000-4-5	Level 3, 1KV/L-N, 2KV/L,N-PE	Conducted susceptibility	EN61000-4-6	Level 2, 3V	Voltage dips , interruption	EN61000-4-11	> 95% dip 0. 5 periods, 30% dip 25 periods, > 95% interruptions 250 periods
SAFETY STANDARDS	IEC60950-1, UL60950-1, CSA22.2, EN60950-1, EAC TP TC 004 approved																																																						
WITHSTAND VOLTAGE	I/P-O/P:4242VDC , I/P-FG:2121VDC																																																						
ISOLATION RESISTANCE	I/P-O/P,I/P-FG:100M Ohms / 500VDC / 25°C / 70% RH																																																						
EMC EMISSION	Parameter	Standard	Test Level / Note																																																				
	Conducted emission	EN55032(CISPR32),FCC PART 15 / CISPR22, CAN ICES-3(B)/NMB-3(B)	Class B																																																				
	Radiated emission	EN55032(CISPR32),FCC PART 15 / CISPR22, CAN ICES-3(B)/NMB-3(B)	Class B																																																				
	Harmonic current	EN61000-3-2	Class A																																																				
Voltage flicker	EN61000-3-3	-----																																																					
EMC IMMUNITY	Parameter	Standard	Test Level /Note																																																				
	ESD	EN61000-4-2	Level 3, 8KV air; Level 2, 4KV contact																																																				
	RF field susceptibility	EN61000-4-3	Level 2, 3V/m																																																				
	EFT bursts	EN61000-4-4	Level 2, 1KV																																																				
	Surge susceptibility	EN61000-4-5	Level 3, 1KV/L-N, 2KV/L,N-PE																																																				
	Conducted susceptibility	EN61000-4-6	Level 2, 3V																																																				
	Voltage dips , interruption	EN61000-4-11	> 95% dip 0. 5 periods, 30% dip 25 periods, > 95% interruptions 250 periods																																																				
<b>OTHERS</b>	<table border="1"> <tbody> <tr> <td>LIFE</td> <td colspan="3">3 years : 100% load 40°C, 8hours/day</td> </tr> <tr> <td>MTBF</td> <td colspan="3">620K hrs min. MIL-HDBK-217F (25°C)</td> </tr> <tr> <td>DIMENSION</td> <td colspan="3">107.5*67*36mm (L*W*H)</td> </tr> <tr> <td>PACKING</td> <td colspan="3">0.3kg; 54pcs / 20kg / CARTON</td> </tr> </tbody> </table>				LIFE	3 years : 100% load 40°C, 8hours/day			MTBF	620K hrs min. MIL-HDBK-217F (25°C)			DIMENSION	107.5*67*36mm (L*W*H)			PACKING	0.3kg; 54pcs / 20kg / CARTON																																					
LIFE	3 years : 100% load 40°C, 8hours/day																																																						
MTBF	620K hrs min. MIL-HDBK-217F (25°C)																																																						
DIMENSION	107.5*67*36mm (L*W*H)																																																						
PACKING	0.3kg; 54pcs / 20kg / CARTON																																																						
<b>CONNECTOR</b>	<table border="1"> <tbody> <tr> <td>PLUG</td> <td colspan="3">See page 4</td> </tr> <tr> <td>CABLE</td> <td colspan="3">See page 4</td> </tr> </tbody> </table>				PLUG	See page 4			CABLE	See page 4																																													
PLUG	See page 4																																																						
CABLE	See page 4																																																						
<b>NOTE</b>	<ol style="list-style-type: none"> <li>All parameters are specified at 230VAC input, rated load, 25°C 70% RH ambient.</li> <li>DC voltage: The output voltage set at point measure by plug terminal &amp; 50% load.</li> <li>Ripple &amp; noise are measured at 20MHz by using a 12" twisted pair terminated with a 0.1µf &amp; 47µf capacitor.</li> <li>Tolerance: includes set up tolerance, line regulation, load regulation.</li> <li>Line regulation is measured from low line to high line at rated load.</li> <li>When measured between the light load (20% of rated load) and full load, the load regulation is within ±5% whereas the cross regulation is within ±15%.</li> <li>Derating may be needed under low input voltages. Please check the static characteristics for more details.</li> <li>The power supply is considered as an independent unit, but the final equipment still need to re-confirm that the whole system complies with the EMC directives. For guidance on how to perform these EMC tests, please refer to "EMI testing of component power supplies." (as available on <a href="http://www.meanwell.com">http://www.meanwell.com</a>)</li> </ol>																																																						

■ Derating Curve

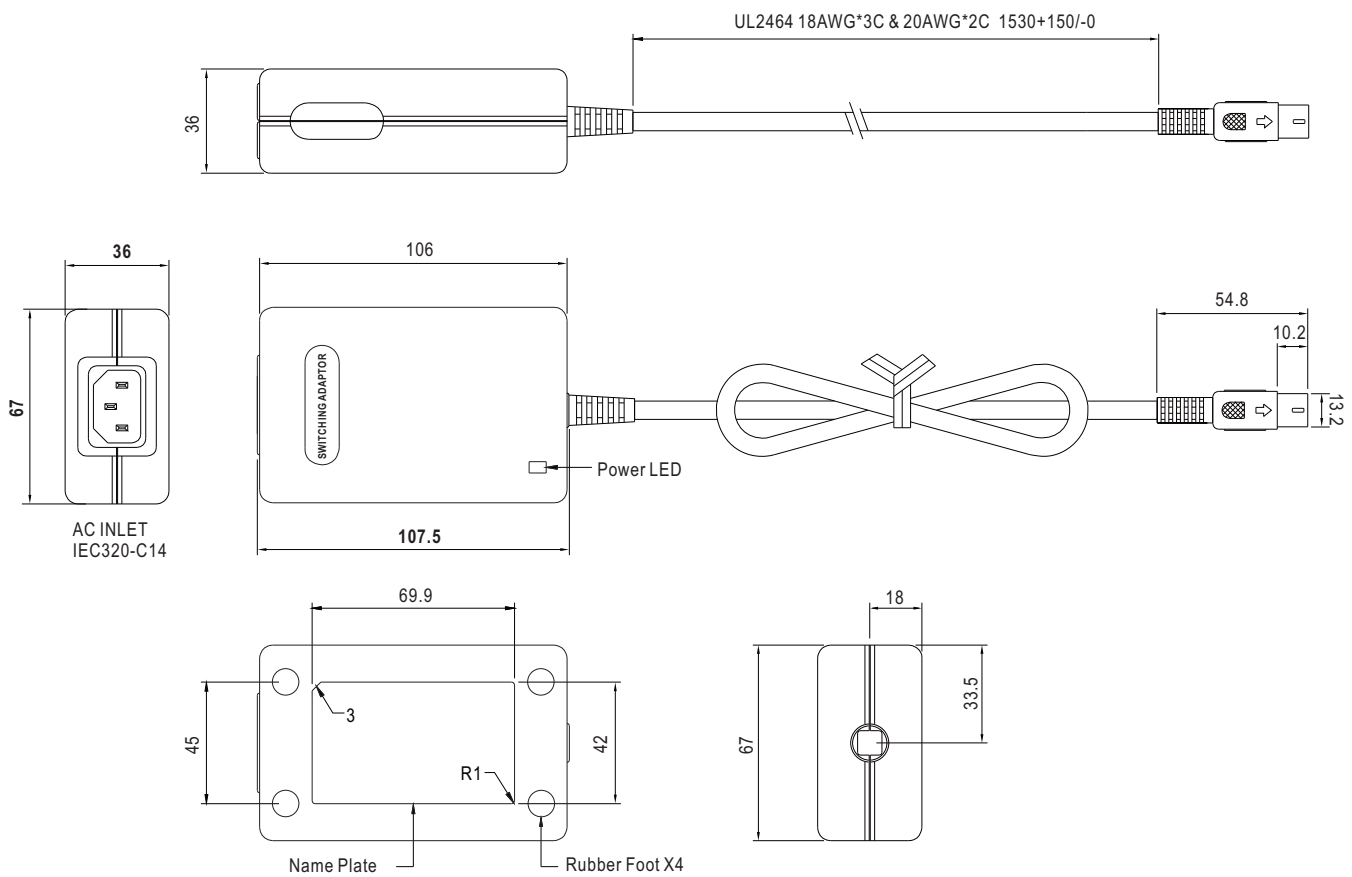


■ Static Characteristics



■ Mechanical Specification

Unit:mm



■ DC output plug

☉ Standard plug: R1B

DIN 5 Pin (male)	Type No.	Pin Assignment	
		PIN No.	Output
	R1B	1	COM
		2	COM
		3	+5VDC
		4	-Vout
		5	+Vout

☉ Optional DC plug:

Stripped and tinned leads	Type No.	Pin Assignment	
		PIN No.	Output
	by customer	1(Black)	COM
		2(Black)	COM
		3(Red)	+5VDC
		4(Blue)	-Vout
		5(Yellow)	+Vout
		FG(Drain Wire)	FG

■ Installation Manual

Please refer to : <http://www.meanwell.com/manual.html>