

插入型絕緣/金屬軸式編碼規則

RV 09 A X F - 40 E1 - 20 F X - B 5K - X X XXX
1 2 3 4 5 6 7 8 9 10 11 12 13 14 15

1. Product Line
RV Rotary Potentiometer

2. Model

3. Structure Difference

4. Derivatives

5. RoHS Version
F indicates RoHS Compliance

6. Type of Terminal

Code	Type of Terminal
10	Solder lug
20	PC board (horizontal)
30	PC board (vertical);front
40	PC board (vertical);back

7. Type of Bushing

8. Shaft Length

9. Type of Shaft

10. Axis Angle of F-type Shaft

11. Pattern of Resistance Curve

12. Resistance Value

13. Materials & Methods for Manufacturing Shaft & Bushing

14. Number of Click

Code	Specification
0	None
C	Center Click
D	11 Positions click
E	21 Positions click
F	41 Positions click

15. Serial No.

訂單指定事項：

開立訂單時，用途請依下表記載予以指定製品之規格詳細記載並確認之。

項目：


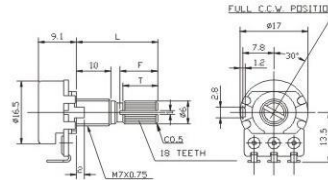
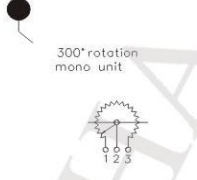

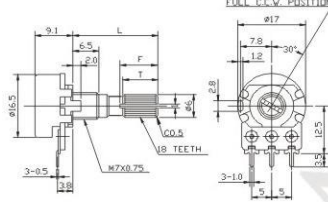
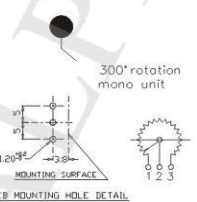

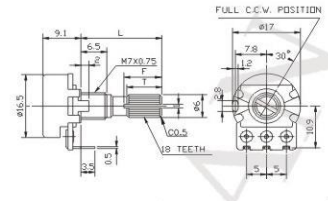
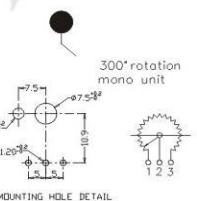

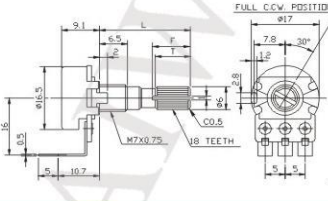
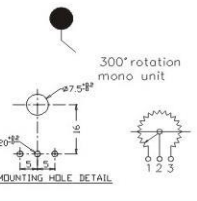

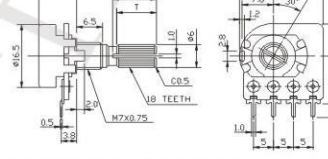
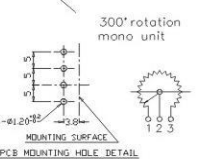
1. 型號。
2. 公稱阻值及線性要求。
3. 軸型及長度。
4. 端子型式。
5. 段點的有無。
6. 中間抽頭的有無。
7. 音量用或其他。
8. 手焊錫或錫爐焊錫。

ORDERING INSTRUCTIONS

WHEN PLACING YOUR ORDER, PLEASE SPECIFY THE FOLLOWING ITEMS ACCORDING TO YOUR APPLICATION NEEDS. FOR MORE INFORMATION ABOUT OUR PRODUCTS, PLEASE REFER TO THE SPECIFICATION GIVEN ON THE FOLLOWING PAGES.

ITEMS：

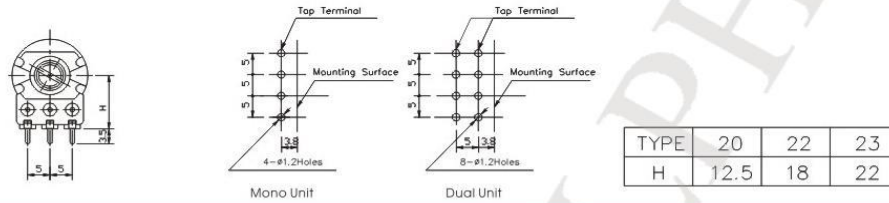
1. MODEL.
2. NORMAL RESISTANCE VALUE AND TAPER.
3. SHAFT STYLE AND LENGTH.
4. TERMINAL STYLE.
5. WITH CLICK OR WITHOUT CLICK, CLICK POSITION
6. WITH TAP OR WITHOUT TAP, TAP POSITION.
7. FOR VOLUME CONTROL OR OTHER USE.
8. MANUAL SOLDERING OR DIP SOLDERING.

Model	Outline Drawing	Features / Individual Specification
RV16AF-10B6 		
RV16AF-20 		
RV16AF-30 		
RV16AF-41 		
RV16ARF-20 	 <p>Dual Gang (RV16AR1F) is also available</p>	

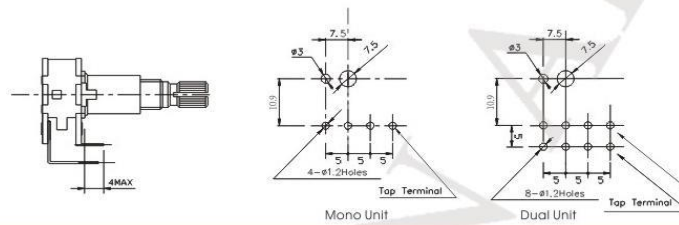
For Shaft & Bushing Dimension please refer to page(69)
 For PCB Mounting HoleDetail please refer to page(45)

P.C.B. MOUNTING HOLE DETAIL AND TERMINAL DIMENSIONS

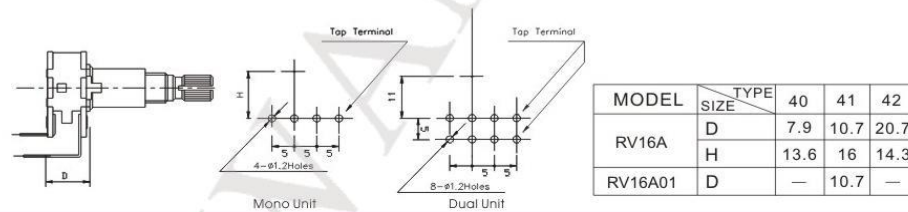
20 Type Terminal (PH Terminal)



30 Type Terminal (PV Terminal)



40 Type Terminal (UPV Terminal)



RV16AF

MECHANICAL		ELECTRICAL	linear taper (B)	other tapers
TOTAL ROTATION ANGLE	300° ±5°	RATED WATTAGE	0.125W	0.06W
ROTATION TORQUE	20-200 gf.cm	RATED VOLTAGE	200V AC	150V AC
SHAFT STOP STRENGTH	6kgf.cm/Min.	INSULATION RESISTANCE	more than 100MΩ at 500V DC	
CLICK POSITION	Center, 11, 21 or 41 positions	DIELECTRIC STRENGTH	500V AC, 1 minute	
CLICK TORQUE	100-400 gf.cm	TAP POSITION	50% (150°)	
		TRACKING ERROR	volume control: -40~0dB±3dB	
			tone, balance control: ±2dB at 50% point	

For Shaft & Bushing Dimension please refer to page(69)