

滑動型可變電阻器編碼規則

RA 20 32 F -2 0 2 T -085 DA 1 -A 10K -C 1 XXX
1 2 3 4 5 6 7 8 9 10 11 12 13 14 15 16

1. Product Line

RA Slide Potentiometer

2. Travel Distance of Lever

Code	Travel
10	10mm
20	20mm
25	25mm
f	f
00	100mm

3. Model Code

4. RoHS version

F indicates RoHS compliance

5. Type of Terminal

Code	Type of Terminal
1	Solder Lug Type
2	P.C.B Type(Vertical Type)
3	P.C.B Type(Horizontal Type)

6. Derivatives of Terminal Types

7. Derivatives of Model Code

8. Type of Tap (T: Center Tap)

9. Length of Lever

Code	Lengthm
04	4.0mm
085	8.5mm
10	10.0mm

10. Type of Lever

11. Derivative of Lever Type

12. Resistance Curve (TAPER)

13. Resistance Value

14. Number of Click

Code	Clicks
0	None
C	Center Click
3	3-Click
7	7-Click
D	11-Click
G	End Click

15. Type of Dust Cover

Code	Dust Cover
0	None
1	Dust Cover 1
2	Dust Cover 2

16. Serial No.

訂單指定事項：

開立訂單時，用途請依下表記載予以指定製品之規格詳細記載並確認之。

項目：


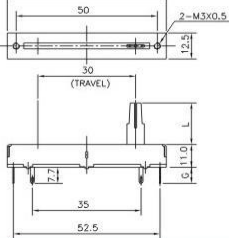
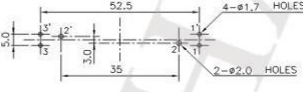

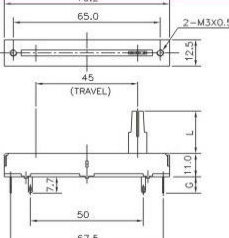
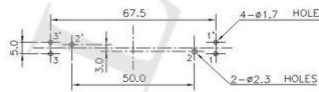

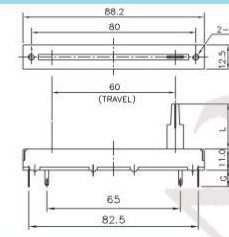
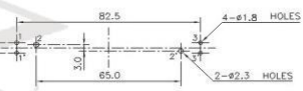

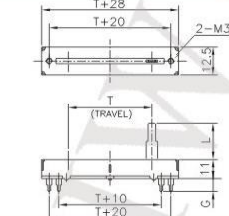
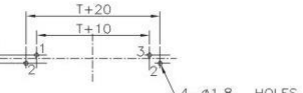

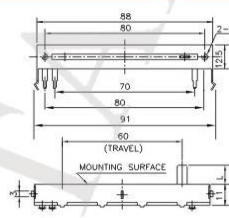
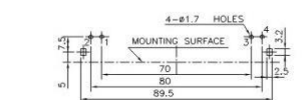
- 機種及滑動行程。
- 公稱阻值及線性要求。
- 柄型式及長度。
- 段點有無、段點位置。
- 中間抽頭有無、抽頭位置。
- 音量用或其他。
- 手焊線或錫爐焊錫。
- LED顏色(發光型)

ORDERING INSTRUCTIONS：

WHEN PLACING YOUR ORDER, PLEASE SPECIFY THE FOLLOWING ITEMS.

ITEMS：

- MODEL AND TRAVEL DISTANCE.
- NORMAL RESISTANCE AND TAPER.
- LEVER STYLE AND LENGTH.
- WITH CLICK OR WITHOUT CLICK, CLICK POSITION.
- WITH TAP OR WITHOUT TAP, TAP POSITION.
- FOR VOLUME CONTROL OR OTHERS.
- MANUAL SOLDERING OR DIP SOLDERING.
- LED COLOR FOR ILLUMINATED TYPE.

Model	Outline Drawing	Mounting Hole Detail
RA3030F-20(Dual) 		 <p>For dimension of G, please refer to Page82</p>
RA4530F-20(Dual) 		 <p>P.C.B Mounting Hole Detail For dimension of G, please refer to Page82</p>
RA6030F-20(Dual) 		 <p>P.C.B Mounting Hole Detail For dimension of G, please refer to Page82</p>
RA4520F-20(Mono) RA6020F-20(Mono) 		 <p>P.C.B Mounting Hole Detail For dimension of G, please refer to Page82</p>
RA6040F-30(Mono) 		 <p>P.C.B Mounting Hole Detail For dimension of G, please refer to Page82</p>

MODEL	RA450CF, RA4520F, RA6020F, RA6040F																								
LEVER TYPE	C2	F2	D1	A1	B1	E1	F4	B2																	
DIMENSIONS																									
	<p>LENGTH(L)</p> <table border="1"> <tr> <td>F</td> <td>10</td> <td>10</td> <td>10</td> <td>10</td> <td>10</td> <td>15</td> <td>20</td> <td>10</td> </tr> <tr> <td>L</td> <td>12</td> <td>15</td> <td>20</td> <td>25</td> <td>6</td> <td>8</td> <td>10</td> <td>25</td> </tr> </table>								F	10	10	10	10	10	15	20	10	L	12	15	20	25	6	8	10
F	10	10	10	10	10	15	20	10																	
L	12	15	20	25	6	8	10	25																	

SPECIFICATION

ELECTRICAL							
TOTAL RESISTANCE	1KΩ to 1MΩ						
RESISANCE TOLERANCE	±20%						
RESISANCE TAPER	A, B, C and other tapers are also available upon request						
RATED WATTAGE(W)	Type	Travel	20mm	30mm	45mm	60mm	100mm
	B	Mono	0.1	0.2	0.5	0.5	0.5
		Dual	—	—	0.125	0.25	0.25
	Except B	Mono	0.05	0.1	0.125	0.25	0.25
Dual		—	—	0.06	0.125	0.125	
RATED VOLTAGE(V)	B	200	200	350	500	500	
	Except B	150	150	250	350	350	
INSULATION RESISTANCE	50MΩ Min. at 500V DC	100MΩ Min. at 500V DC					
DIELECTRIC STRENGTH	1 minute at 300V AC	1 minute at 500V AC					
MECHANICAL							
TRAVEL DISTANCE(mm)	20mm 30mm 45mm 50mm 60mm						
OPERATING FORCE	20~260gf.cm 50~350gf.cm						
LEVER STOP STRENGTH	5Kg/60 sec.(5 mm) 5Kg/60 sec.(10 mm)						
LEVER WOBBLE	2(2XL)/20mm Max.(L: LEVER LENGTH BOTH SIDES)						
CLICK SLIP-OUT FORCE (ONLY CENTER CLICK)	Operating Force +30~250gf.cm						
DURABILITY							
SLIDING LIFE	15,000 cycles						
NUMBER OF CLICK (DETENT)							
CLICK (DETENT)	MODEL						
CENTER CLICK	RA2061F, RA3062F RA300BF, RA300AF, RA450CF, RA4530F, RA6030F RA4520F, RA6020F						
3-Click	RA450CF, RA4520F						
7-Click	RA2061F						
11-Click	RA300BF						