

插入型絕緣/金屬軸式編碼規則

**RV 09 A X F - 40 E1 - 20 F X - B 5K - X X XXX**  
**1 2 3 4 5 6 7 8 9 10 11 12 13 14 15**

**1. Product Line**  
RV Rotary Potentiometer

**2. Model**

**3. Structure Difference**

**4. Derivatives**

**5. RoHS Version**  
F indicates RoHS Compliance

**6. Type of Terminal**

Code	Type of Terminal
10	Solder lug
20	PC board (horizontal)
30	PC board (vertical);front
40	PC board (vertical);back

**7. Type of Bushing**

**8. Shaft Length**

**9. Type of Shaft**

**10. Axis Angle of F-type Shaft**

**11. Pattern of Resistance Curve**

**12. Resistance Value**

**13. Materials & Methods for Manufacturing Shaft & Bushing**

**14. Number of Click**

Code	Specification
0	None
C	Center Click
D	11 Positions click
E	21 Positions click
F	41 Positions click

**15. Serial No.**

**訂單指定事項：**

開立訂單時，用途請依下表記載予以指定製品之規格詳細記載並確認之。

**項目：**

1. 型號。
2. 公稱阻值及線性要求。
3. 軸型及長度。
4. 端子型式。
5. 段點的有無。
6. 中間抽頭的有無。
7. 音量用或其他。
8. 手焊錫或錫爐焊錫。

**ORDERING INSTRUCTIONS**

WHEN PLACING YOUR ORDER, PLEASE SPECIFY THE FOLLOWING ITEMS ACCORDING TO YOUR APPLICATION NEEDS. FOR MORE INFORMATION ABOUT OUR PRODUCTS, PLEASE REFER TO THE SPECIFICATION GIVEN ON THE FOLLOWING PAGES.

**ITEMS :**


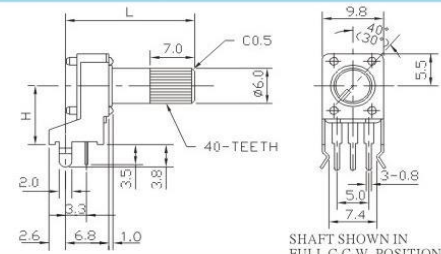
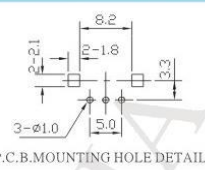


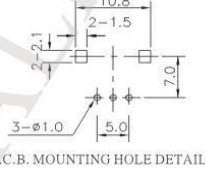

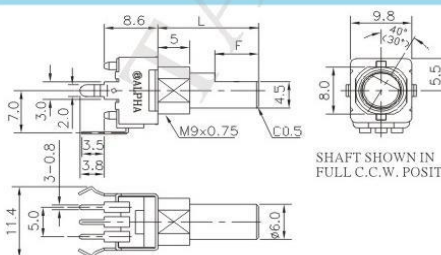
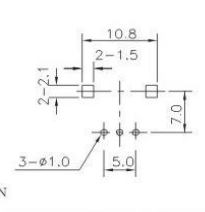

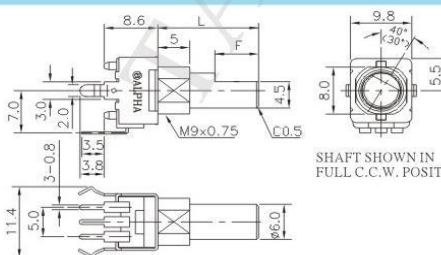
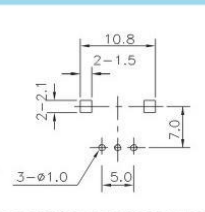
1. MODEL.
2. NORMAL RESISTANCE VALUE AND TAPER.
3. SHAFT STYLE AND LENGTH.
4. TERMINAL STYLE.
5. WITH CLICK OR WITHOUT CLICK, CLICK POSITION
6. WITH TAP OR WITHOUT TAP, TAP POSITION.
7. FOR VOLUME CONTROL OR OTHER USE.
8. MANUAL SOLDERING OR DIP SOLDERING.

嵌入型製品一覽表

型態 Style		型式 Type	軸套 Bushing	製品名 Model	頁次 Page	
9型 9mm SIZE	單連 Mono unit	水平型 Horizontal type	—	RV09AF-20 / RV09BF-20	22	
		垂直型 Vertical type	—	RV09ACF-40 / RV09BCF-40		
		垂直型 Vertical type	—	RV09BF-40/RV09BCF-40(Clear shaft)	24	
		垂直型 Vertical type	●	RV09BF-40E1(Clear shaft)		
11型 11mm SIZE	單連 Mono unit	水平型 Horizontal type	—	RV110F-20 / RV110F-21	25	
			●	RV110F-20E1 / RV110F-21E1		
			—	RV110F-40 / RV110CF-40	28	
		垂直型 Vertical type	●	RV110F-40E1		
			垂直型 Vertical type	—	RV110F-40/RV110CF-40(Clear shaft)	26
			●	RV110F-40E1(Clear shaft)		
	雙連 Dual unit	水平型 Horizontal type	—	RV112BF-20	26	
			●	RV112BF-20E1		
			—	RV112BF-40 / RV112BCF-40	26	
			—	RV112F-40 / RV112CF-40		
垂直型 Vertical type		●	RV112BF-40E1	29		
		—	RV112BF-40/RV112BCF-40(Clear shaft)			
		●	RV112BF-40E1(Clear shaft)	30		
		●	RV112FF-40B1			
12型 12mm SIZE	單連 Mono unit	水平型 Horizontal type	—	RV012AF-20	31	
		垂直型 Vertical type	—	RV012AF-40		
		垂直型 Vertical type	—	RV120DF-40		
14型 14mm SIZE	單連 Mono unit	Transparent insulated shaft Vertical type	—	RV141F-40	32	
			●	RV141F-40E3		
	雙連 Dual unit	Transparent insulated shaft Vertical type	—	RV142F-40	33	
		水平型 Horizontal type	—	RV142◇F-20 / RV142◇F-21		
			●	RV142◇F-20E1 / RV142◇F-21E1		
		垂直型 Vertical type	—	RV142◇F-40/RV142◇CF-40		
			●	RV142◇F-40E1		
	4連 Quad unit	水平型 Horizontal type	—	RV144BF-21	34	
			●	RV144BF-21E3		
		垂直型 Vertical type	—	RV144BF-40		
		●	RV144BF-40E3			
16型 16mm SIZE	單連 Mono unit	垂直型 Vertical type	—	RV0600DF-43	36	
		水平型 Horizontal type	—	RV06003F-23		
			●	RV06002F-23E3		
	雙連 Dual unit	垂直型 Vertical type	●	RV0620DF-46E3	37	
			—	RV06203F-25		
			—	RV06203F-26		
		水平型 Horizontal type	●	RV06202F-26E3		

# 9mm SNAP-IN, INSULATED SHAFT SERIES



Model	Outline Drawing	Features / Individual Specification						
<b>RV09AF-20</b> <b>(RV09BF-20)</b> 	 <p>SHAFT SHOWN IN FULL C.C.W. POSITION</p>	 <table border="1"> <thead> <tr> <th>MODEL</th> <th>H</th> </tr> </thead> <tbody> <tr> <td>RV09A(B)-20</td> <td>10.0</td> </tr> <tr> <td>RV09A(B)-21</td> <td>6.5</td> </tr> </tbody> </table>	MODEL	H	RV09A(B)-20	10.0	RV09A(B)-21	6.5
MODEL	H							
RV09A(B)-20	10.0							
RV09A(B)-21	6.5							
<b>RV09AF-40E1N</b> <b>(RV09BF-40E1N)</b> 塑膠軸套 Plastic Bushing - No Thread 	 <p>SHAFT SHOWN IN FULL C.C.W. POSITION</p>							
<b>RV09ACF-40</b> <b>(RV09BCF-40)</b> 	 <p>SHAFT SHOWN IN FULL C.C.W. POSITION</p>							
<b>RV09AF-40E1</b> <b>(RV09BF-40E1)</b> 	 <p>SHAFT SHOWN IN FULL C.C.W. POSITION</p>							

## SPECIFICATION

MECHANICAL		ELECTRICAL	
TOTAL ROTATION ANGLE	RV09AF & RV09ACF SERIES 280°±5° RV09BF & RV09BCF SERIES 300°±5°	RATED WATTAGE	0.05W
ROTATION TORQUE	10-100 gf.cm	RATED VOLTAGE	50V AC
SHAFT STOP STRENGTH	3kgf.cm/Min		
ROTATION LIFE	with click:5,000 cycles,w/o click:10,000 cycles.		
CLICK TORQUE	20-120gf.cm		