

SPECIFICATION FOR APPROVAL

CUSTOMER: JAMES

PART NO:

MODEL NO: AFU160200

DESIGNED NO: V0341 RoHS

REVISION: 1-0

CATEGORY: AC ADAPTOR

DATE SUBMITTED: 2018.05.30

SAMPLE/SPECIFICATION SUBMITTED		CONCLUSION	APPROVED
SAMPLE 0			REJECTED
SPECIFICATION 1			CONDITION APP'D

CUSTOMER'S SIGNATURE:

浩源實業有限公司
HAWK'S AIM INDUSTRIAL CO., LTD.
高雄市前鎮區新衙路 286-8 號 5F-2
5F-2, No.286-8, Shin-Ya Road, Chien-Chen
District, Kaohsiung, Taiwan 806
Tel:07-8418448 Fax:07-8419997

MODEL NO: AFU160200
 CUSTOMER P/N:
 DESCRIPTION: AC ADAPTOR
 ISSUED DATE: 2018.05.30
 REVISION: 1-0

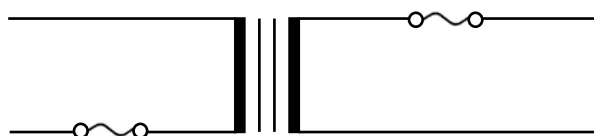
TABLE OF CONTENTS

- 1.0 ELECTRICAL CHARACTERISTIC
- 2.0 MECHANICAL PERFORMANCE
- 3.0 SAFETY STANDARD
- 4.0 APPEARANCE REQUIREMENTS
- 5.0 ENVIRONMENTAL CONDITION
- 6.0 INSPECTION ON LINE
- 7.0 NET WEIGHT
- 8.0 APPEARANCE DIMENSION
- 9.0 MATERIAL LIST
- 10.0 NAMEPLATE DRAWING

REV	DESCRIPTION	DATE
1-0	INITIAL RELEASED	2018.05.30

1.0 ELECTRICAL CHARACTERISTIC:

- 1.1 INPUT RATED VOLTAGE AND LINE FREQUENCY: 120 VAC 60 Hz.
- 1.2 INPUT EXCITING CURRENT (Io): 120 mA RMS MAX. AT INPUT 120 VAC 60 Hz.
- 1.3 INPUT LOAD CURRENT (IP): 420 mA RMS MAX. INPUT 120 VAC 60 Hz OUTPUT FULL LOAD.
- 1.4 EMPTY LOSS: X W MAX, AT INPUT X VAC X Hz.
- 1.5 ELECTRICAL CIRCUIT:



1.6 OUTPUT RATED VOLTAGE AND CURRENT:

TEST POINT	FULL LOAD RATED VOLTAGE	RATED CURRENT	RIPPLE VOLTAGE Vp-p	NO LOAD VOLTAGE
	16VAC±5%	2000mA		

- 1.7 D.C.RESISTANCE:PRIMARY X Ω±5%, MEASURED AT 25°C AMBIENT TEMPERATURE.
- 1.8 HI-POT TEST: 1240 VAC 50/60HZ FOR 60 SECONDS BETWEEN INPUT TO OUTPUT PLUG AND CASE NORMAL PERFORMANCE. (LEAKAGE CURRENT 1mA)
- 1.9 INSULATION RESISTANCE TEST: 500 VDC SUPPLIED, 100 MΩ MIN, BETWEEN INPUT TO OUTPUT PLUG AND CASE.
- 1.10 TEMPERATURE RISE TEST: INPUT 120 VAC 60 Hz, OUTPUT LOAD 2.0 A FOR INPUT COIL 75 °C MAX (BY USE RESISTANCE METHOD) ON CASE SURFACE X °C MAX (BY USE THERMOMETER METHOD) AT 25°C AMBIENT TEMPERATURE.
- 1.11 HUMIDITY TEST: IN AN AMBIENT TEMPERATURE 40±2 °C AND 90-95 % R.H FOR 4 HOURS, AFTER 10 MINUTES OUT OF THE OVEN, THE UNIT SHOULD MEET ITEM 1.8 REQUIREMENTS, AND INSULATION RESISTANCE SHALL BE 10M OHMS MIN.

2.0 MECHANICAL PERFORMANCE:

- 2.1 STRAIN RELIEF TEST: AT NORMAL POSITION, 20 LBS TO OUTPUT CORD FOR 60 SECONDS EACH, THERE SHALL BE NO BREAKAGE DISPLACEMENT.
- 2.2 DROP TEST: DROPPED FREELY FROM 3 FEET HEIGHT ONTO A CONCRETE FLOOR COVERED WITH 1/8 INCH VINYL TILE 3 TIMES FROM 3 DIFFERENT SURFACE THE UNIT SHOULD MEET THE ITEM 1.8 · 1.9.

APP.BY _____

CHK.BY _____

PRE.BY _____

2.3 BENDING TEST: THE PLUG AND S/R SHOULD WITHSTAND WEIGHT OF 200 GRAM, IT SWINGING FROM LEFT TO RIGHT AT AN ANGLE OF 120 DEGREE FOR 300 CYCLES, AND 15-20 CYCLES PER MINUTE, THE CORD SHALL BE CONDUCTIBLE.

3.0 SAFETY STANDARD:

UL/CUL GS CE PSE BSMI

4.0 APPEARANCE REQUIREMENTS:

4.1 APPEARANCE: DAMAGE AND RUSTING ARE NOT PERMITTED.

5.0 ENVIRONMENTAL CONDITION:

5.1 OPERATING TEMPERATURE RANGE: -10°C ----- +40°C

5.2 STORAGE TEMPERATURE RANGE: -20°C ----- +55°C

5.3 OPERATING HUMIDITY RANGE: 30-85% R.H.

6.0 INSPECTION ON LINE:

6.1 THE TEST ITEMS FOR EACH PRODUCE.

◇ PRIMARY EXCITING CURRENT

◇ CORE LOSS

◇ OUTPUT VOLTAGE

◇ INPUT CURRENT AND POWER AT RATED LOAD

◇ FOREIGN MASS BY SHOCK

◇ POLARITY OF OUTPUT PLUG

◇ HI-POT TEST

◇ APPERANCE

6.2 THE TEST ITEM FOR PART OF PRODUCTS.

◇ HUM OPERATING AT RATED LOAD

◇ D.C.RESISTANCE

◇ INSULATION TEST

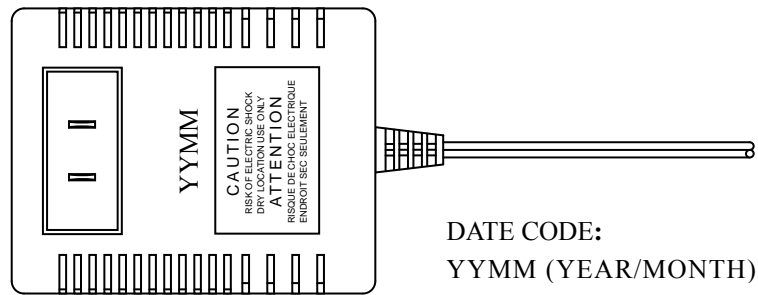
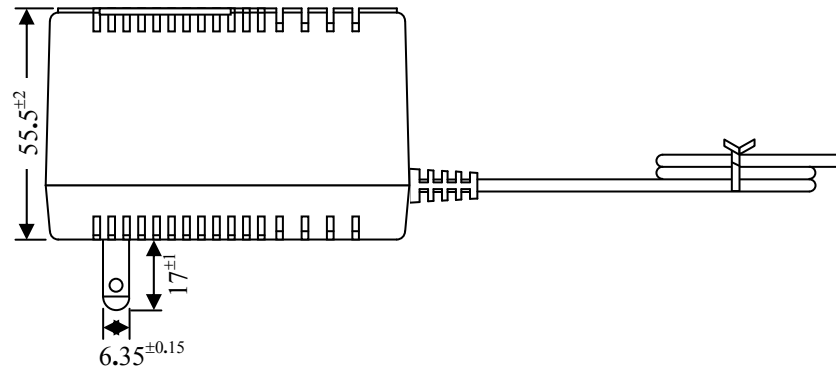
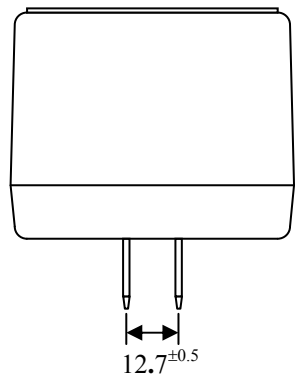
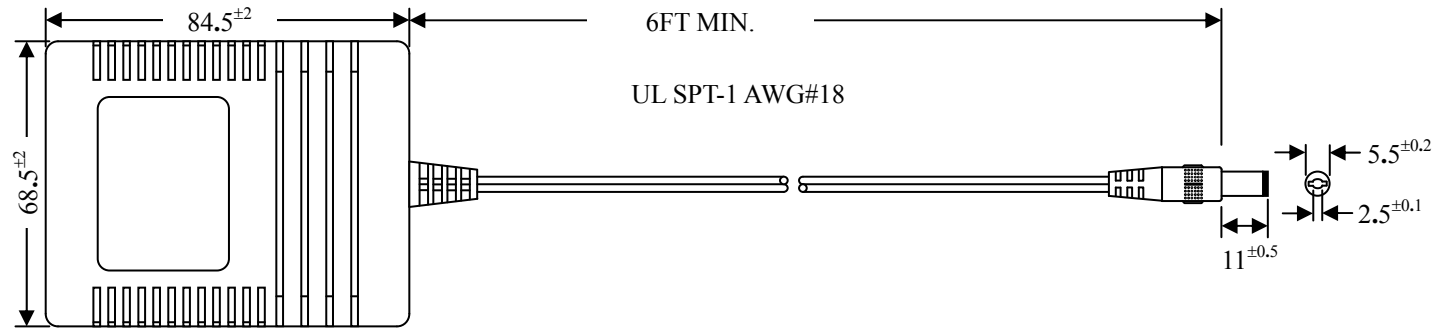
7.0 NET WEIGHT: _____g

APP.BY _____

CHK.BY _____

PRE.BY _____

9.0 APPEARANCE DIMENSIONS: (UNIT:mm)

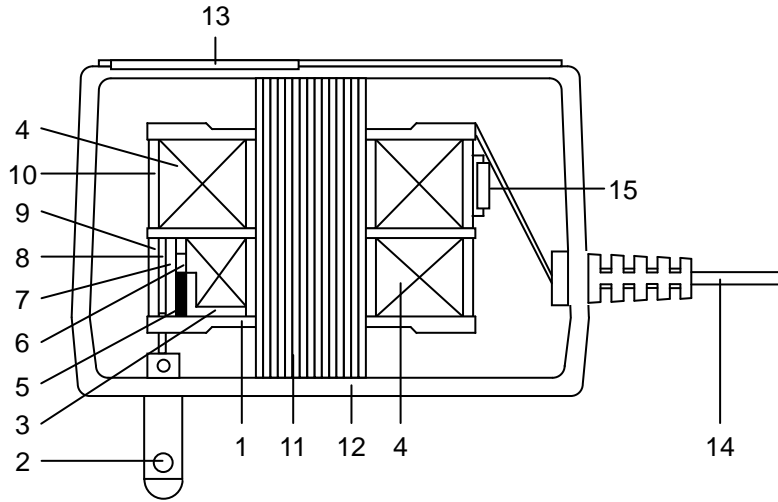


APP.BY _____

CHK.BY _____

PRE.BY _____

10.0 MATERIAL LIST:



NO.	DESCRIPTION	MATERIAL	SPEC. & Q'TY	MANUFACTURE
1	BOBBIN	70G33L(E41938)		EAST TUNG JUNG PLASTIC HARDWARE CO., LTD. HWA YUE LTD.
2	PRIMARY BLADES	NICKEL PLATING		SPREAD PROFIT ELECTRONIC (DONG CO., LTD.
3	PRIMARY CROSSOVER	ACETATE CLOTH TAPE	0.34mm(1P)	QUN YI TAPE (DONGGUAN) CO., LTD. CHYUN YIH TAPE CO., LTD.
4	ENAMELED WIRE	POLYURETHANE ENAMELED COPPER WIRE(E85640(S))		FENG CHING METAL CORP. TAI-L ELECTRIC WIRE & CABLE CO., LTD.
5	THERMAL CUTOFF	L30 (E142267) A3-F(E140847)	125°C 125°C	JOINT FORCE METAL RESEARCH & CO. AUPO ELECTRONICS LTD.
6	INSULATION PRIMARY WINDING & THERMAL CUTOFF	ACETATE CLOTH TAPE	0.34mm(1P)	QUN YI TAPE (DONGGUAN) CO., LTD. CHYUN YIH TAPE CO., LTD.
7	INSULATION PRIMARY WINDING & LEAD CONNECTION	POLYESTER FILM TAPE (E81174(S))	0.05mm(4T)	QUN YI TAPE (DONGGUAN) CO., LTD. CHYUN YIH TAPE CO., LTD.
8	PRIMARY LEAD WIRE	UL 1015 AWG#22		REI HSING ELECTRIC WIRE AND CABLE CO., LTD.
9	PRIMARY OUTER	(1)POLYESTER FILM TAPE (E81174(S)) (2)PRESS BOARD	0.025mm(2T) 0.25mm(1P)	QUN YI TAPE (DONGGUAN) CO., LTD. CHYUN YIH TAPE CO., LTD. ABEKAWA KOGYO CO., LTD.
10	SECONDARY OUTER WRAP	(1)POLYESTER FILM TAPE (E81174(S)) (2)PRESS BOARD	0.025mm(3T) 0.25mm(1P)	QUN YI TAPE (DONGGUAN) CO., LTD. CHYUN YIH TAPE CO., LTD. ABEKAWA KOGYO CO., LTD.
11	CORE	SILICON STEEL	0.5mm	SHENZHEN CHUNYUAN STEEL INDUSTRIAL CO., LTD.
12	ENCLOSURE	NORYL SE100X		SABIC INNOVATIVE PLASTICS CHINA CO., LTD.
13	NAMEPLATE	PLASTIC FILM	0.2mm	GUANG MING YOU TONG PRINTING FACTORY
14	OUTPUT CORD	FLEXIBLE CORD (E119741)	AWG#18 UL SPT-1	HUAN WEI ENTERPRISE CO., LTD. MING SHENG ENTERPRISE CO., LTD.
15	CURRENT FUSE		5A/250V	

APP.BY _____

CHK.BY _____

PRE.BY _____

11.0 NAMEPLATE DRAWING: (UNIT:mm)

AC ADAPTOR

MODEL: AFU160200

PRODUCT NO:

INPUT: 120VAC 60Hz

OUTPUT: 16VAC 2000mA

MADE IN TAIWAN R.O.C. RoHS

- 1.MATERIAL:Plastic Film
- 2.THICKMESS:0.2
- 3.PRINTING:WORD:BLACK / BACKGROUND: SILVER

APP.BY _____

CHK.BY _____

PRE.BY _____