

插入型絕緣/金屬軸式編碼規則

RV 09 A X F - 40 E1 - 20 F X - B 5K - X X XXX
1 2 3 4 5 6 7 8 9 10 11 12 13 14 15

1. Product Line
RV Rotary Potentiometer

2. Model

3. Structure Difference

4. Derivatives

5. RoHS Version
F indicates RoHS Compliance

6. Type of Terminal

Code	Type of Terminal
10	Solder lug
20	PC board (horizontal)
30	PC board (vertical);front
40	PC board (vertical);back

7. Type of Bushing

8. Shaft Length

9. Type of Shaft

10. Axis Angle of F-type Shaft

11. Pattern of Resistance Curve

12. Resistance Value

13. Materials & Methods for Manufacturing Shaft & Bushing

14. Number of Click

Code	Specification
0	None
C	Center Click
D	11 Positions click
E	21 Positions click
F	41 Positions click

15. Serial No.

訂單指定事項：

開立訂單時，用途請依下表記載予以指定製品之規格詳細記載並確認之。

項目：

1. 型號。
2. 公稱阻值及線性要求。
3. 軸型及長度。
4. 端子型式。
5. 段點的有無。
6. 中間抽頭的有無。
7. 音量用或其他。
8. 手焊錫或錫爐焊錫。

ORDERING INSTRUCTIONS

WHEN PLACING YOUR ORDER, PLEASE SPECIFY THE FOLLOWING ITEMS ACCORDING TO YOUR APPLICATION NEEDS. FOR MORE INFORMATION ABOUT OUR PRODUCTS, PLEASE REFER TO THE SPECIFICATION GIVEN ON THE FOLLOWING PAGES.

ITEMS :


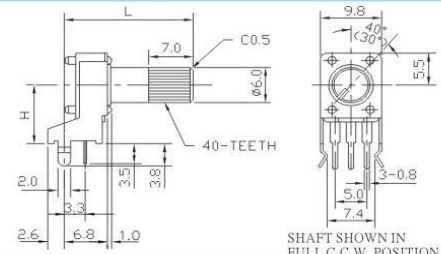
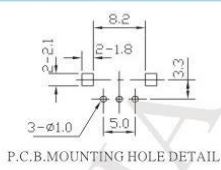

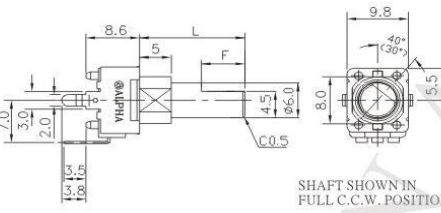
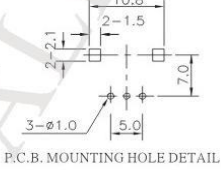

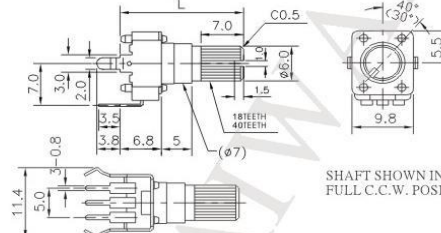
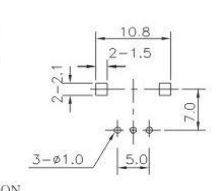

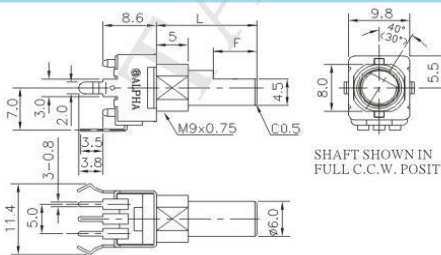
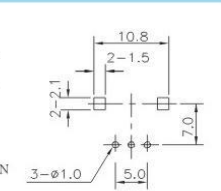
1. MODEL.
2. NORMAL RESISTANCE VALUE AND TAPER.
3. SHAFT STYLE AND LENGTH.
4. TERMINAL STYLE.
5. WITH CLICK OR WITHOUT CLICK, CLICK POSITION
6. WITH TAP OR WITHOUT TAP, TAP POSITION.
7. FOR VOLUME CONTROL OR OTHER USE.
8. MANUAL SOLDERING OR DIP SOLDERING.

嵌入型製品一覽表

型態 Style		型式 Type	軸套 Bushing	製品名 Model	頁次 Page	
9型 9mm SIZE	單連 Mono unit	水平型 Horizontal type	—	RV09AF-20 / RV09BF-20	22	
		垂直型 Vertical type	—	RV09ACF-40 / RV09BCF-40		
		垂直型 Vertical type	— ●	RV09BF-40/RV09BCF-40(Clear shaft) RV09BF-40E1(Clear shaft)	24	
11型 11mm SIZE	單連 Mono unit	水平型 Horizontal type	— ●	RV110F-20 / RV110F-21 RV110F-20E1 / RV110F-21E1	25	
		垂直型 Vertical type	— ●	RV110F-40 / RV110CF-40 RV110F-40E1		
			— ●	RV110F-40/RV110CF-40(Clear shaft) RV110F-40E1(Clear shaft)	28	
		雙連 Dual unit	水平型 Horizontal type	— ●	RV112BF-20 RV112BF-20E1	26
	垂直型 Vertical type			— ●	RV112BF-40 / RV112BCF-40 RV112F-40 / RV112CF-40 RV112BF-40E1	26
			— ●	RV112BF-40/RV112BCF-40(Clear shaft) RV112BF-40E1(Clear shaft)	29	
			●	RV112FF-40B1	30	
			12型 12mm SIZE	單連 Mono unit	水平型 Horizontal type	—
垂直型 Vertical type	—				RV012AF-40	
垂直型 Vertical type	—	RV120DF-40				
14型 14mm SIZE	單連 Mono unit	Transparent insulated shaft Vertical type	— ●	RV141F-40 RV141F-40E3	32	
		Transparent insulated shaft Vertical type	—	RV142F-40		
	雙連 Dual unit	水平型 Horizontal type	— ●	RV142◇F-20 / RV142◇F-21 RV142◇F-20E1 / RV142◇F-21E1	33	
			— ●	RV142◇F-40/RV142◇CF-40 RV142◇F-40E1		
		垂直型 Vertical type	— ●	RV144BF-21 RV144BF-21E3		34
	4連 Quad unit	垂直型 Vertical type	— ●	RV144BF-40 RV144BF-40E3		
			單連 Mono unit	垂直型 Vertical type	—	RV0600DF-43
	水平型 Horizontal type	— ●		RV06003F-23 RV06002F-23E3		
		垂直型 Vertical type		— ●	RV0620DF-46E3	
	16型 16mm SIZE	雙連 Dual unit	水平型 Horizontal type	— ●	RV06203F-25 RV06203F-26	37
— ●				RV06202F-26E3		

9mm SNAP-IN, INSULATED SHAFT SERIES



Model	Outline Drawing	Features / Individual Specification						
RV09AF-20 (RV09BF-20) 	 <p>SHAFT SHOWN IN FULL C.C.W. POSITION</p>	 <p>P.C.B. MOUNTING HOLE DETAIL</p> <table border="1"> <thead> <tr> <th>MODEL</th> <th>H</th> </tr> </thead> <tbody> <tr> <td>RV09A(B)-20</td> <td>10.0</td> </tr> <tr> <td>RV09A(B)-21</td> <td>6.5</td> </tr> </tbody> </table>	MODEL	H	RV09A(B)-20	10.0	RV09A(B)-21	6.5
MODEL	H							
RV09A(B)-20	10.0							
RV09A(B)-21	6.5							
RV09AF-40E1N (RV09BF-40E1N) 塑膠軸套 Plastic Bushing - No Thread 	 <p>SHAFT SHOWN IN FULL C.C.W. POSITION</p>	 <p>P.C.B. MOUNTING HOLE DETAIL</p>						
RV09ACF-40 (RV09BCF-40) 	 <p>SHAFT SHOWN IN FULL C.C.W. POSITION</p>	 <p>P.C.B. MOUNTING HOLE DETAIL</p>						
RV09AF-40E1 (RV09BF-40E1) 	 <p>SHAFT SHOWN IN FULL C.C.W. POSITION</p>	 <p>P.C.B. MOUNTING HOLE DETAIL</p>						

SPECIFICATION

MECHANICAL		ELECTRICAL	
TOTAL ROTATION ANGLE	RV09AF & RV09ACF SERIES $280^\circ \pm 5^\circ$ RV09BF & RV09BCF SERIES $300^\circ \pm 5^\circ$	RATED WATTAGE	0.05W
ROTATION TORQUE	10-100 gf.cm	RATED VOLTAGE	50V AC
SHAFT STOP STRENGTH	3kgf.cm/Min		
ROTATION LIFE	with click: 5,000 cycles, w/o click: 10,000 cycles.		
CLICK TORQUE	20-120gf.cm		