

SPD3000C

Series

Programmable DC Power Supply



Data Sheet-2016.03

Main Features

- 3 independent controlled and isolated output: 32 V/3.2 A×2, 2.5 V/3.3 V/5 V/3.2 A×1, total power 220 W.
- Resolution:10 mV/10 mA
- Supports panel timing output functions.
- LED display; 32 V full scale, 4 digits; 3.2 A full scale, 3 digits
- 100 V/120 V/220 V/230 V compatible design, to meet the needs of different power grids.
- Intelligent fan for temperature control, effectively reduces noise.
- Five groups of internal system parameter storage. Supports data storage space expansion.
- Supports SCPI commands & USB device interface. Includes PC software.

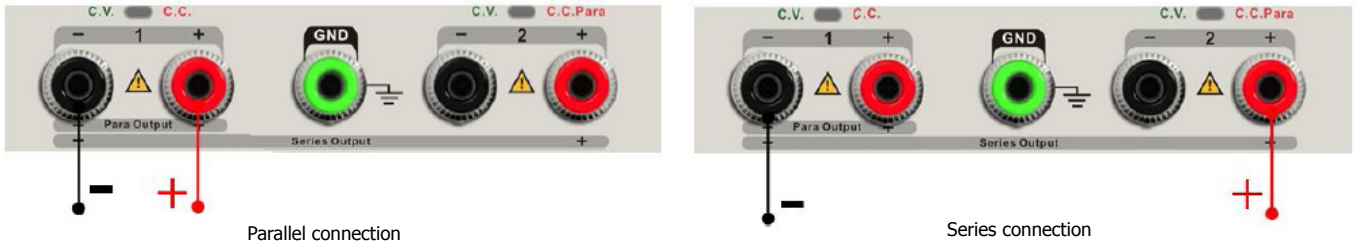
Design Features

High-resolution and high-precision output





High precision adjustability of as low as 10 mV & 10 mA steps. User's DUT can be monitored and analyzed under small changes in voltage and current.

Series/parallel/independent mode functions

Series and parallel functions allows two channels to be easily combined into one output with more power output ability, doubling the supplied voltage or current. Each of the 3 channel's outputs can be turned on/off independently or all 3 turned all-on/all-off simultaneously.



Application Field

-  Debugging in R&D
-  Production / Automatic Test
-  Quality Control and Test
-  Teaching / Education

Specification

Model		SPD3303C
Output		CH1 Output Current:0~3.2 A CH2 Output Voltage:0~32 V CH2 Output Current:0~3.2 A CH3 Output Voltage:2.5 V/3.3 V/5 V CH3 Output Current:3.2 A
Display		32 V full scale 4 digits 3.2 A full scale 3 digits LED display
Resolution		10 mV/10 mA
Program Accuracy		V: \pm (0.5% of reading+2 digits) I: \pm (0.5% of reading+2 digits)
Readback Accuracy		V: \pm (0.5% of reading+2 digits) I: \pm (0.5% of reading+2 digits)
Constant Voltage Mode	Line Regulation	\leq 0.01%+3 mV
	Load Regulation	\leq 0.01%+3 mV
	Ripple & noise	\leq 1 mVrms (5 Hz~1 MHz)
	Recovery time	<50 μ s (50% load change, Minimum load 0.5 A)
Constant Current Mode	Line Regulation	\leq 0.2%+3 mA
	Load Regulation	\leq 0.2%+3 mA
	Ripple & noise	\leq 3 mArms
Parallel Mode	Line Regulation	\leq 0.01%+3 mV
	Load Regulation	\leq 0.01%+3 mV
Series Mode	Line Regulation	\leq 0.01%+5 mV
	Load Regulation	\leq 300 mV
CH3	Output	(2.5 V/3.3 V/5 V) \pm 8%
	Line Regulation	\leq 0.01%+3 mV
	Load Regulation	\leq 0.01%+3 mV
	Load Regulation	\leq 1 mVrms (5 Hz~1 MHz)
Locking key		Yes
Memory Save/Recall		5 sets
Max Output Power		220 W
Power Source		AC 100 V/120 V/220 V/230 V \pm 10% 50/60 Hz
Interface		USB Device
Insulation		Case to Terminal: \geq 20 M Ω (DC 500 V) Case to AC line: \geq 30 M Ω (DC 500 V)
Operating environment		Outdoor usage: Elevation: \leq 2000 m Environment Temp: 0~40 $^{\circ}$ C Relative Humidity: \leq 80% Installation Level: II Pollution Level:2
Storage Environment		Environment Temp:-10~70 $^{\circ}$ C Relative Humidity: \leq 70%
Size		275 \times 225 \times 136 mm
Weight		7.5 Kg