


SS-132-G-2



ESD-115-TT-05

(2.54 mm) .100"

SS, SD, ESD, ESS, HSS SERIES

# PRECISION MACHINED SOCKET STRIPS

**Mates with:**  
 TS, TD, HTS, BBS,  
 BBD, BBL, BDL, BHS

## SPECIFICATIONS

For complete specifications see [www.samtec.com?SS](http://www.samtec.com?SS), [www.samtec.com?ESS](http://www.samtec.com?ESS), [www.samtec.com?SD](http://www.samtec.com?SD), [www.samtec.com?ESD](http://www.samtec.com?ESD) or [www.samtec.com?HSS](http://www.samtec.com?HSS)

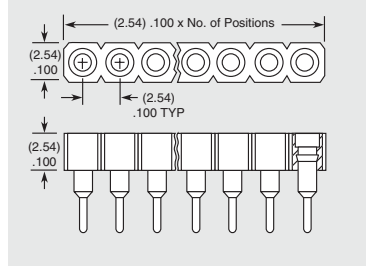
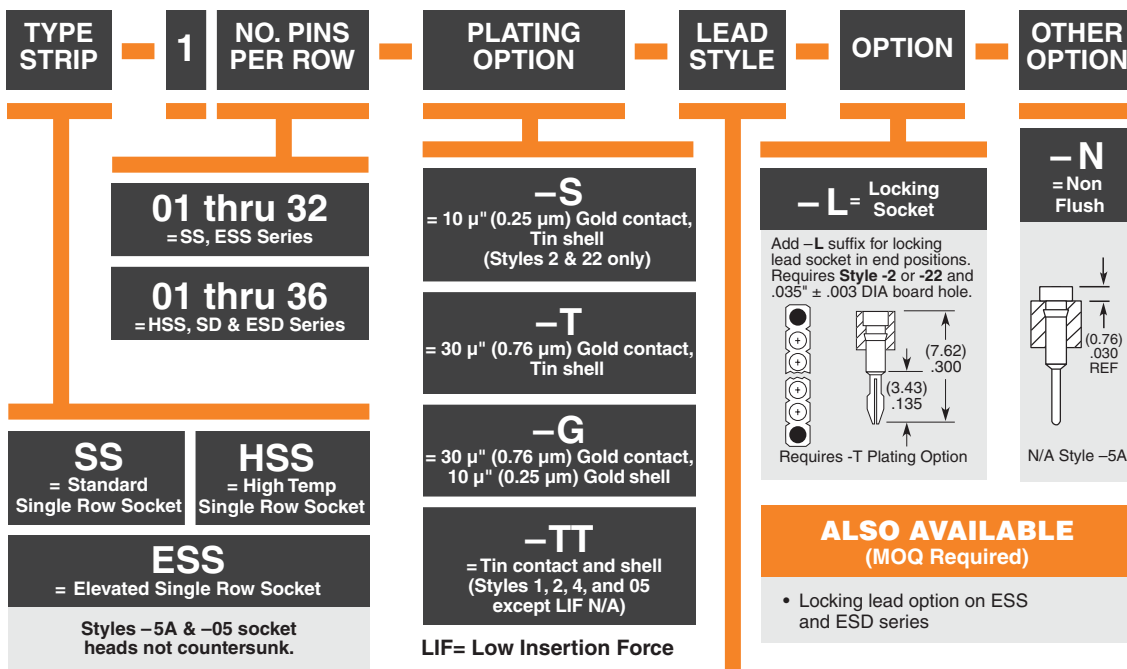
**Insulator Material:**  
 SS, SD, ESS, ESD= Black G.F. Polyester  
 HSS= Black Liquid Crystal Polymer  
**Contact:**  
 BeCu  
**Shell:**  
 Brass except Style 5A  
 Phosphor Bronze  
**Plating:**  
 Au over 50 μm (1.27 μm) Ni or Sn over 50 μm (1.27 μm) Ni  
**Operating Temp Range:**  
 -55 °C to +125 °C  
**Lead Size Range:**  
 (0.38 mm to 0.56 mm)  
 .015" to .022" DIA  
**RoHS Compliant:**  
 Yes  
**Lead-Free Solderable:**  
 Wave only

## RECOGNITIONS

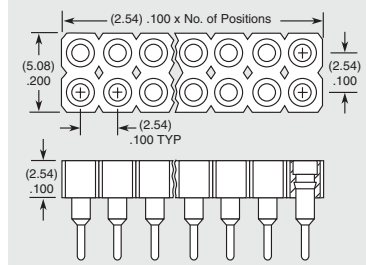
For complete scope of recognitions see [www.samtec.com/quality](http://www.samtec.com/quality)



FILE NO. E111594



Style -5A not available. Styles -5A & -05 socket heads not countersunk.

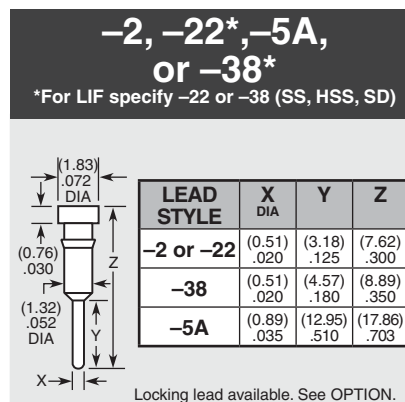
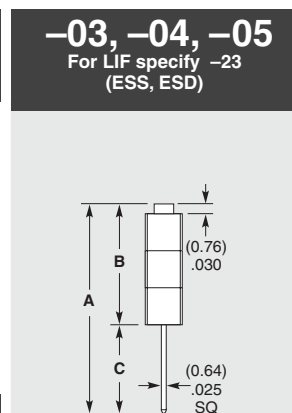
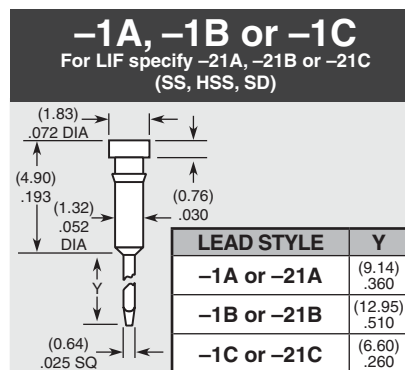


**Note:** Some lengths, styles and options are non-standard, non-returnable.

Due to technical progress, all designs, specifications and components are subject to change without notice.

[WWW.SAMTEC.COM](http://WWW.SAMTEC.COM)

All parts within this catalog are built to Samtec's specifications. Customer specific requirements must be approved by Samtec and identified in a Samtec customer-specific drawing to apply.



LEAD STYLE	A	B	C
-05	(17.86) .703	(13.46) .530	(4.39) .173
-03 or -23	(11.51) .453	(8.38) .330	(3.12) .123
-04	(14.05) .553	(10.92) .430	(3.12) .123