


# E1225 series



**(120 x 120 x 25 mm)**  
4.72 x 4.72 x 0.98 inches

**Construction:** UL94V-0 PBT impeller & frame

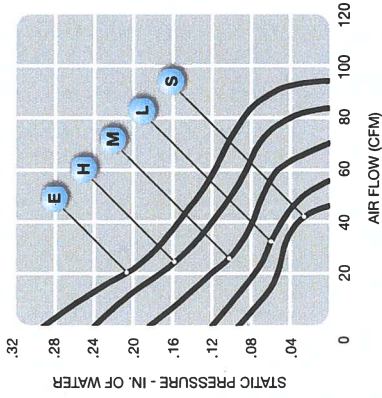
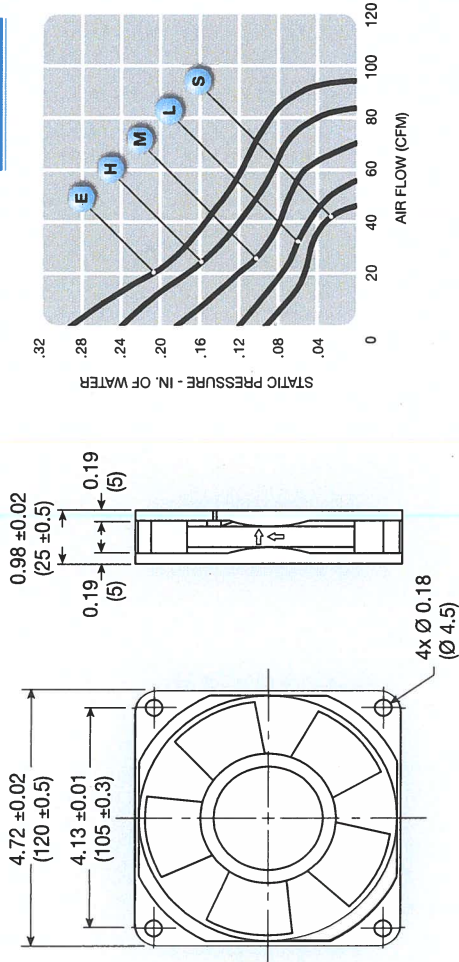
**Bearing option:** ball bearing or sleeve

**Connection:** terminal or AWG24, UL1007 lead wires

**Frame:** flanged

**Protection:** thermal

**Options:** tachometer output or locked rotor alarm signal; thermistor control; PWM speed control



Model No.	Rated Voltage V	Current mA				Speed RPM	Air Volume		Max. Static Pressure (Hz0)		Sound Noise dbA	Weight g
		5	12	24	48		M <sup>3</sup> /Min.	CFM	MM	INCH		
E1225S	5/12/24	220	100	85	-	1,400	1.24	44	2.25	0.09	28	197
E1225L	5/12/24	340	142	95	-	1,800	1.55	55	3.00	0.12	32	197
E1225M	5/12/24/48	600	245	160	80	2,200	1.89	67	4.50	0.18	36	197
E1225H	12/24/48	-	385	240	120	2,600	2.32	82	6.00	0.24	40	197
E1225E	12/24/48	-	580	340	170	3,000	2.63	93	7.00	0.28	44	197

www.mechatronics.com E-mail: Sales@Mechatronics.com

Fax: 425-222-5155

Tel: 425-222-5900

800-453-4569