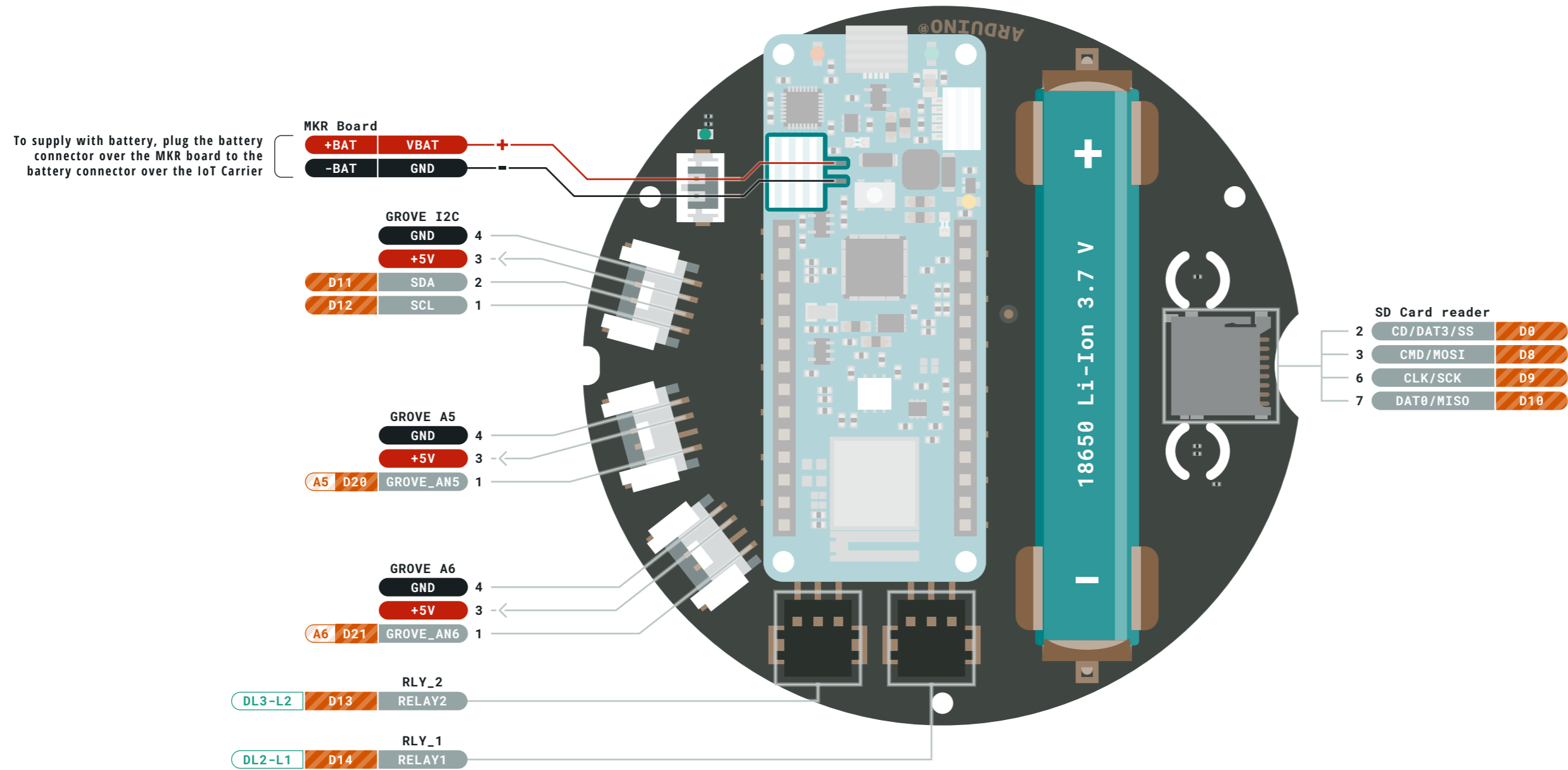


- Ground
- Power
- LED
- Internal Pin
- SWD Pin
- Digital Pin
- Analog Pin
- Other Pin
- Header Connector
- Default

⚠ POWER LIMITS
Depends on the Board used



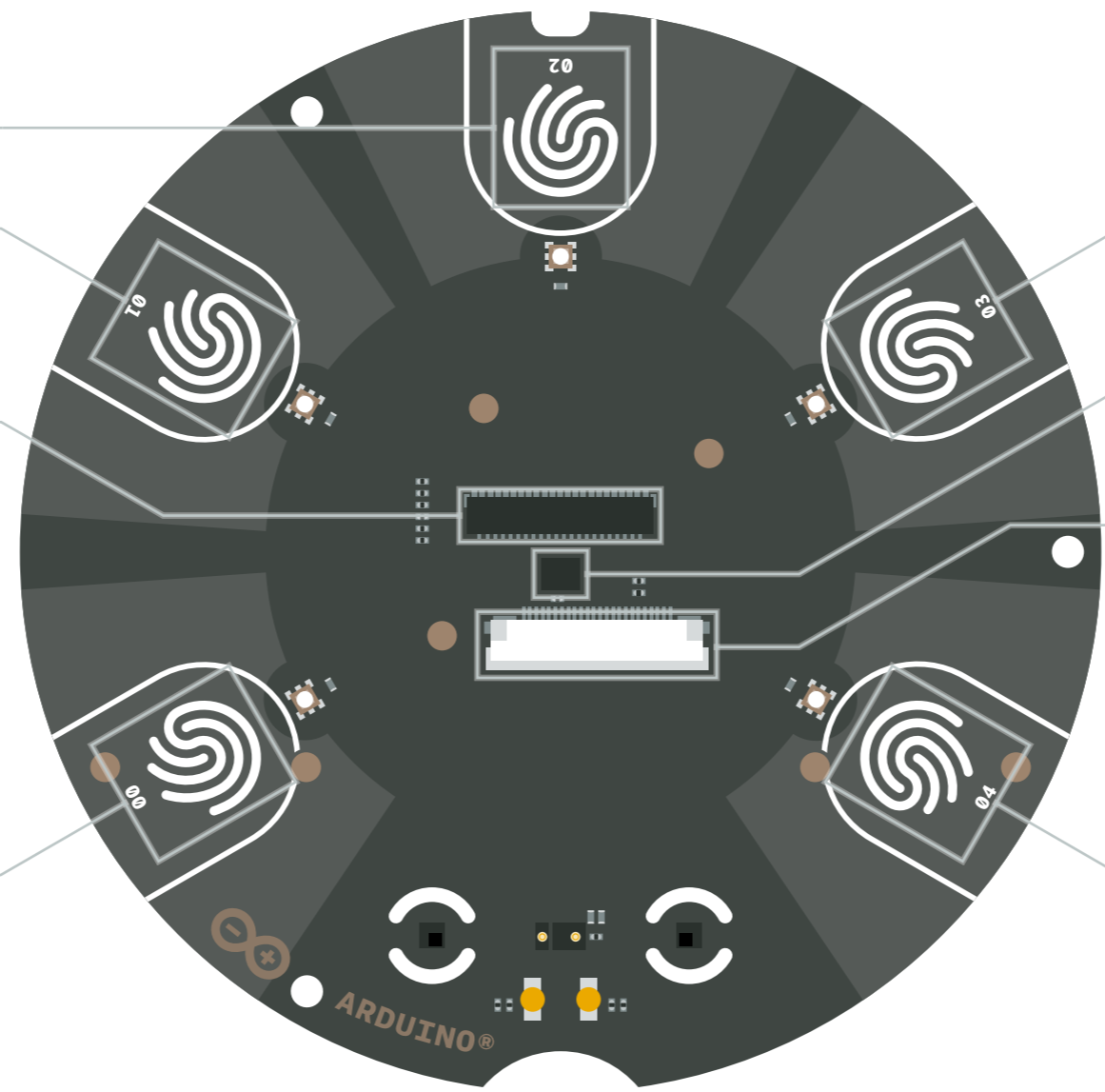


- Ground
- Power
- LED
- Internal Pin
- SWD Pin
- Digital Pin
- Analog Pin
- Other Pin
- Header Connector
- Default

⚠ POWER LIMITS
Depends on the Board used



BOTTOM



The connector FH26W works with the square LCD screen. It is present in the Explore IoT Kit version (AKX00027)



JAX133T-IF05

LV52204MTTBG	FH26W	Pin
SW	LEDA	1
FB	LEDK	3
	MISO	10
	MOSI	29
	DISP_DC	35
	SCK	36
	DISP_CS	37
	DISP_RST	38
5-SWIRE	DISP_BL	

TOUCH3
A2 D17 Y3

TOUCH2
A1 D16 Y2

TOUCH1
A0 D15 Y1

TOUCH4
Y4 D18 A3


LSM6DSOX IMU sensor

9	INT	D6
13	SCL	D12
14	SDA	D11

SFV24R	LV52204MTTBG	
24	LEDA	SW
23	LEDK	FB
13	MOSI	D8
15	DISP_DC	D1
16	SCK	D9
17	DISP_CS	D2
18	DISP_RST	RESET
	DISP_BL	D3
		5-SWIRE

TOUCH5
Y5 D19 A4

The connector SFV24R works with the round LCD screen. It is present in the Oplà IoT Kit (AKX00026) and MKR IoT Carrier (ABX00047) version.



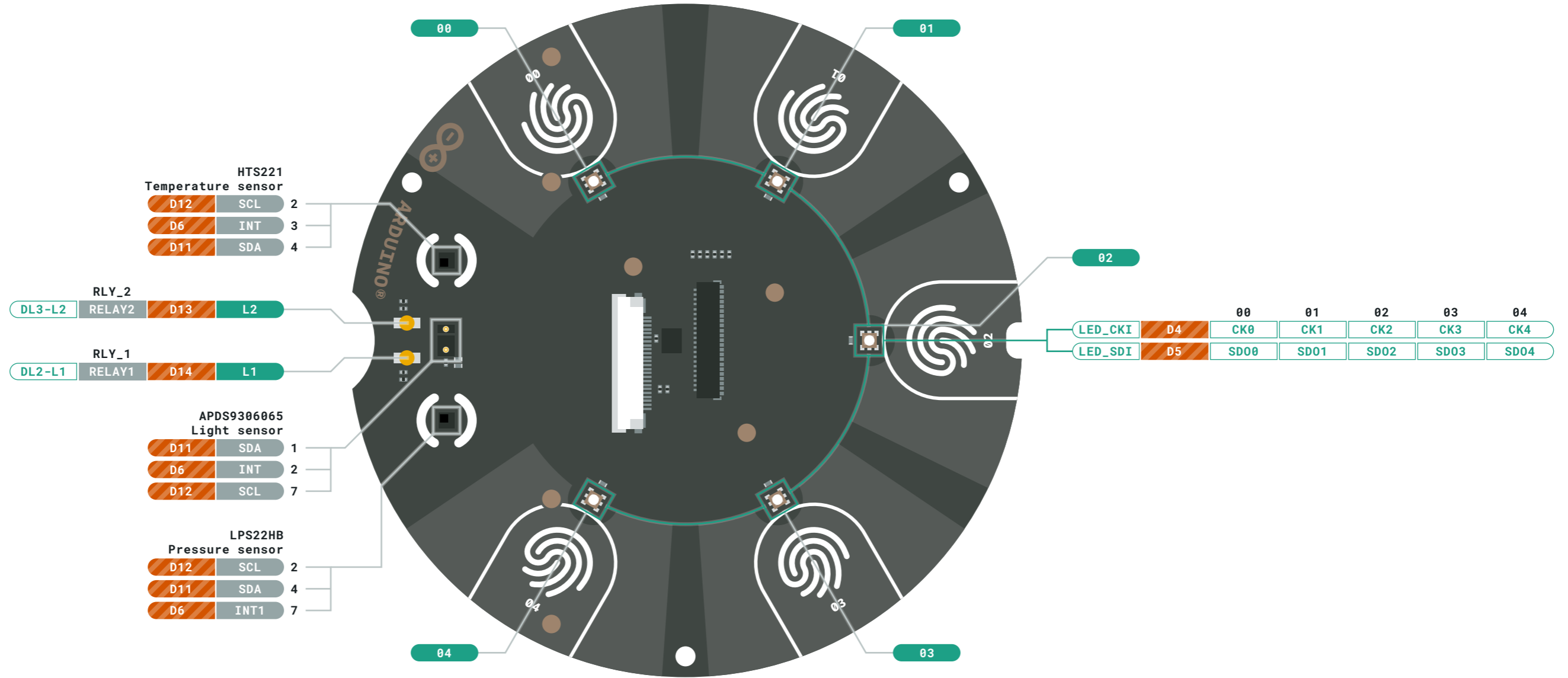
KD013QVFMD002-01

- Ground
- Power
- LED
- Internal Pin
- SWD Pin
- Digital Pin
- Analog Pin
- Other Pin
- Header Connector
- Default

POWER LIMITS
 Depends on the Board used



BOTTOM



- Ground
- Power
- LED
- Internal Pin
- SWD Pin
- Digital Pin
- Analog Pin
- Other Pin
- Header Connector
- Default

POWER LIMITS
Depends on the Board used

