



20W Interchangeable Wall Mount Adapter Series



Features

- DoE Level VI Compliance
- Ecodesign/ErP Lot 7 (EU) 2019/1782 Compliance
- CoC Version 5 Tier 2 Compliance
- AS/NZS4665.1-2005+A1:2009, AS/NZS4665.2-2005+A1:2009 Compliance
- Limited Power Source
- Class B EMI
- Class II Double Insulated
- Interchangeable Clips (sold separately)



Energy Verified
Rendement
Énergétique Vérifié

Applications

- Wireless Communications
- Portable Equipment
- Peripherals
- Consumer Electronics

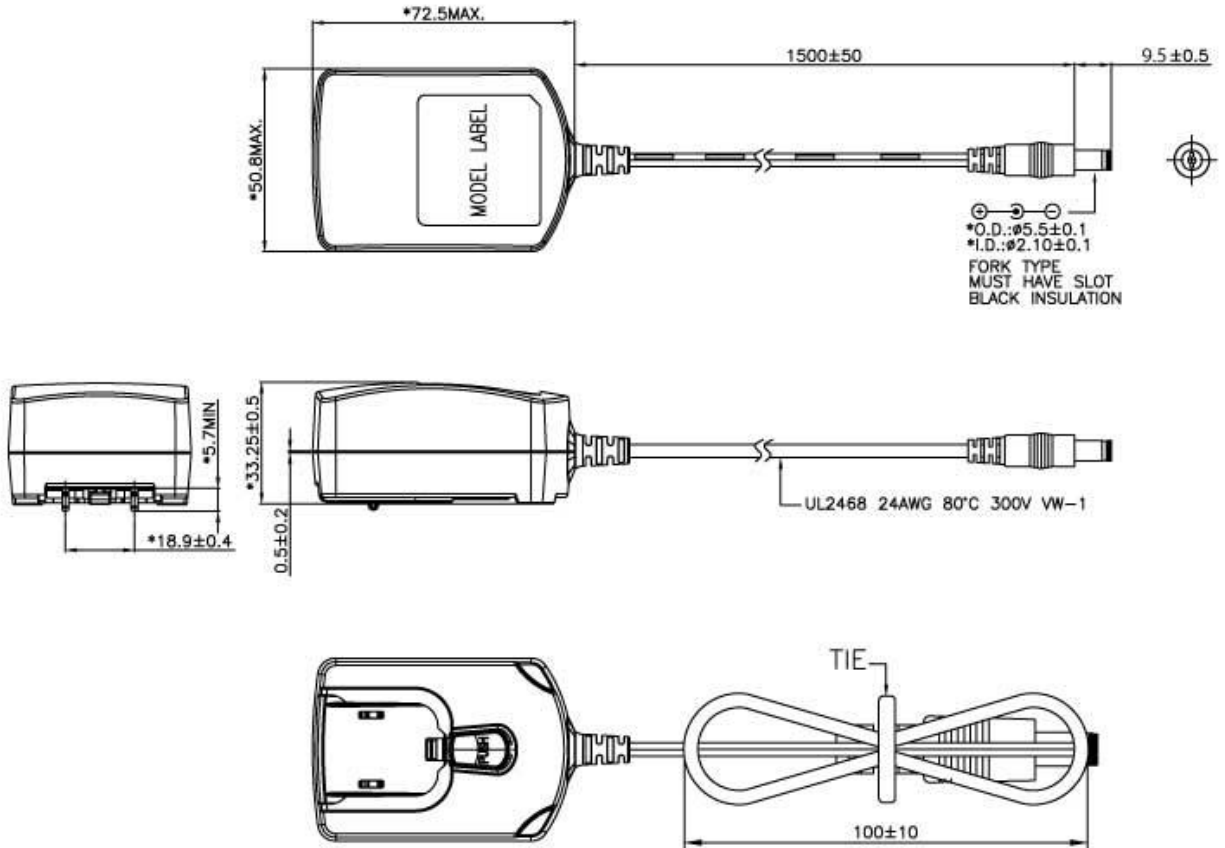


AA20R Series Specifications¹

Model		AA20R-120A-R	AA20R-240A-R	AA20R-480A-R
Output	DC Output Voltage	12.0V	24.0V	48.0V
	Max Current	1.67A	0.83A	0.42A
	Output Power	20.04W	19.92W	20.16W
	Regulation	± 5%	± 5%	± 5%
	Ripple & Noise P-P(max) ²	120mV	240mV	480mV
Input	AC Input Voltage Range	90 to 264VAC		
	AC Input Frequency	47 to 63Hz		
	Input Current	0.5A @120VAC; 0.25A @240VAC		
	Inrush Current	40A max., 120VAC; 80A max., 240VAC (Cold Start at ambient 25°C, full load)		
	No Load Power Consumption at 115VAC Input	0.042W	0.042W	0.038W
	No Load Power Consumption at 230VAC Input	0.063W	0.069W	0.058W
	115VAC Average Efficiency ³	86.51%	88.31%	88.09%
	230VAC Average Efficiency ³	86.61%	87.16%	86.78%
	230VAC 10% Load Efficiency ³	81.63%	79.05%	76.71%
Leakage Current	<0.25mA			
Protection	Over-Voltage	<23Vpk	<35Vpk	<62Vpk
	Short Circuit	Output can be shorted without damage		
	Over-Current	Auto restart		
Environmental	Operating Temperature	0°C to +40°C		
	Non-Operating Temperature	-25° to +75°C		
	Operating Humidity	20 to +90%		
Safety Approvals and EMC	Dielectric Withstand (HI-POT)	Primary to Secondary: 3000VAC for 1min, 10mA		
	Insulation Resistance	Input to Output: 50M ohm min., 500VDC		
	Standards	cULus 62368-1, IEC 62368-1, AS/NZS 62368.1:2018		
	EMI Emissions	FCC Part 15 Class B, CAN ICES-003(B)/NMB-003(B), EN 55032/CISPR 32, AS/NZS CISPR 32:2015, Class B Conducted and Radiated		
	Harmonic Current Emissions	IEC 61000-3-2		
	Voltage Fluctuations & Flicker	IEC 61000-3-3		
	Immunity	EN 55024/CISPR 24: IEC 61000-4-2 (+/- 8kV air, +/-6kV contact), IEC 61000-4-3, IEC 61000-4-4, IEC 61000-4-5 (+/-1kV), IEC 61000-4-6, IEC 61000-4-8, IEC 61000-4-11		
Mechanical	Dimensions (L x W x H)	72.5mm (2.85in) x 50.8mm (2.00in) x 33.25mm (1.31in)		
	Weight	146g		
	Cable Length	1500mm		
	DC Cable Type	18 AWG	22 AWG	24 AWG
	DC Output Connector	2.1mm x 5.5mm x 10.0mm		
	DC Plug Pin Assignment	Inner (V+) / Outer GND (V-)		
Notes	<ol style="list-style-type: none"> The specifications defined are at ambient temperature of 25°C, unless otherwise specified. 20MHz bandwidth frequency oscilloscope, add a 0.1µF multilayer Cap. and Low ESR Electrolytic Cap. (10µF) at output connector terminals (nominal line voltage, full load). Efficiency is measured after 30 minutes burn-in. 			



AA20R Outline Drawing



Supplier's Declaration of Conformity
47 CFR § 2.1077 Compliance Information

Phihong USA Corporation
47800 Fremont Boulevard
Fremont, CA 94538
Telephone: (510) 445-0100
www.phihong.com

NOTE: This model has/The models in this product series have been tested and found to comply with the limits for a Class B digital device, pursuant to part 15 of the FCC Rules. These limits are designed to provide reasonable protection against harmful interference in a residential installation. This equipment generates, uses and can radiate radio frequency energy and, if not installed and used in accordance with the instructions, may cause harmful interference to radio communications. However, there is no guarantee that interference will not occur in a particular installation. If this equipment does cause harmful interference to radio or television reception, which can be determined by turning the equipment off and on, the user is encouraged to try to correct the interference by one or more of the following measures:

- Reorient or relocate the receiving antenna.
- Increase the separation between the equipment and receiver.
- Connect the equipment into an outlet on a circuit different from that to which the receiver is connected.
- Consult the dealer or an experienced radio/TV technician for help.


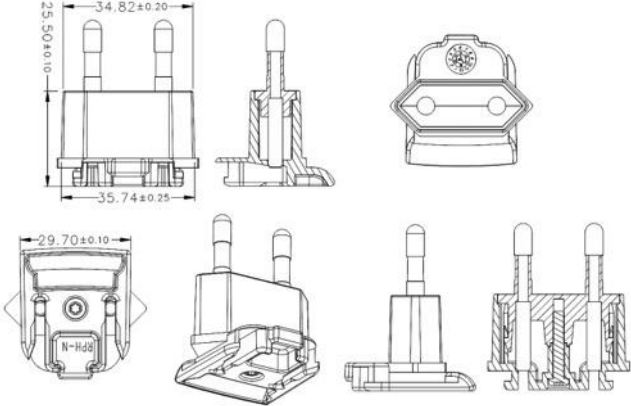

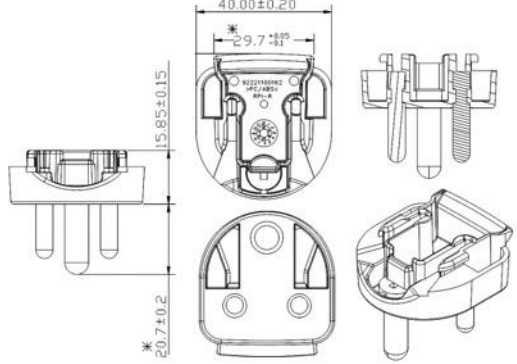

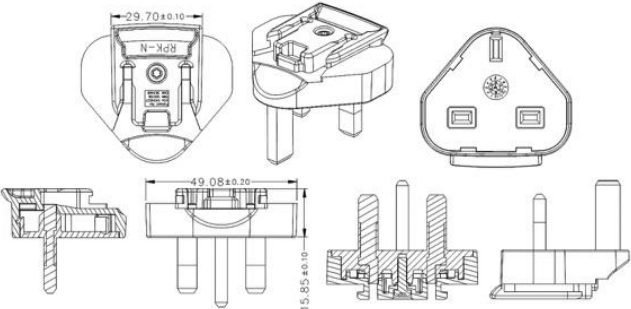

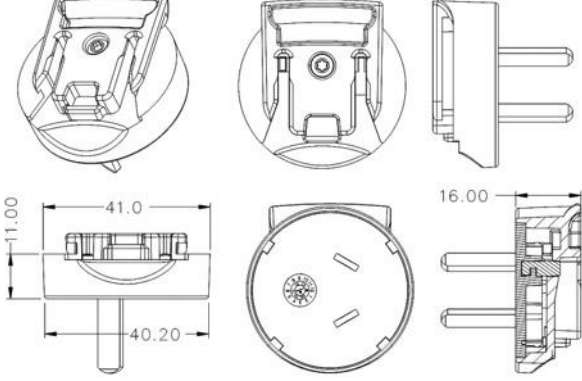
Changes or modifications to equipment not expressly approved by PHIHONG could void the user's authority to operate the equipment.


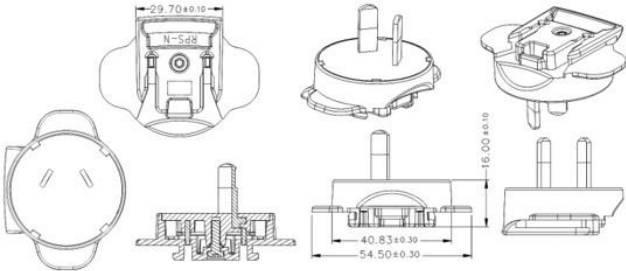
±



AC Input Clips - Sold Separately

Model	Photo	Description	Outline Drawing - mm
RPA-AB01B-H		US Clip	
RPB-AB01B-H		Brazil Clip	
RPC-AB01B-H		China Clip	
RPE-AB01B-H		Europe Clip	

Model	Photo	Description	Outline Drawing - mm
RPH-AB01B-H		Korea Clip	
RPI-AB01B-H		India Clip	
RPK-AB01B-H		UK Clip	
RPN-AB01B-H		Argentina Clip	

Model	Photo	Description	Outline Drawing - mm
RPS-AB01B-H		Australia Clip	
RPBAG-AB01B-H	<p>RPA-AB01B-H, RPE-AB01B-H, RPK-AB01B-H and RPS-AB01B-H interchangeable clips in a plastic bag.</p> 