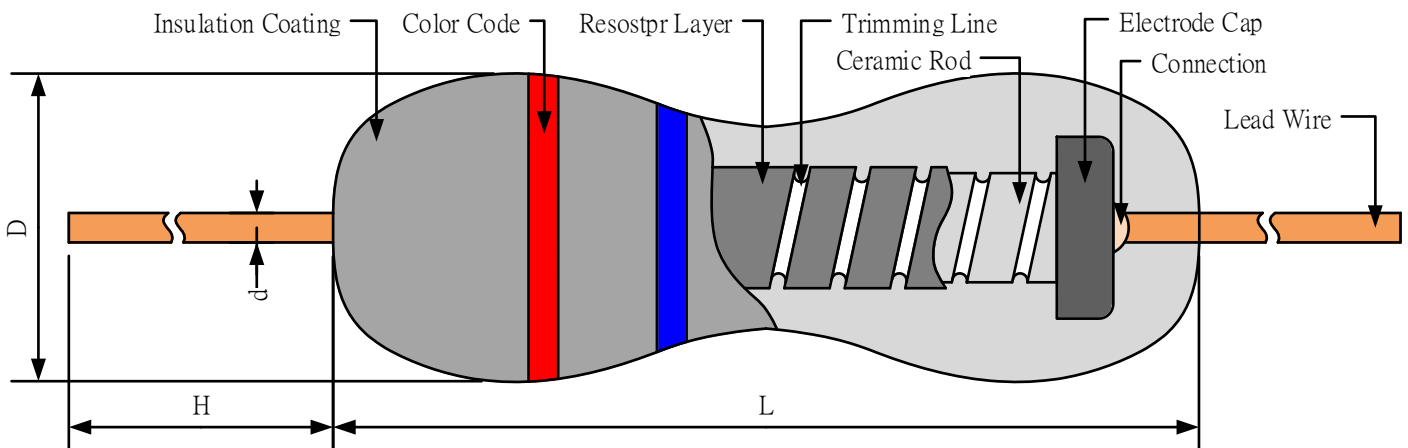


● **PRODUCT FEATURES :**

- ⊙ Excellent Long-Time Stability
- ⊙ Complete Flameproof Construction UL-1412
- ⊙ Wide Resistance Range: $0.1\ \Omega \sim 22M\ \Omega$
- ⊙ Controlled Temperature Coefficient
- ⊙ Resistance Standard Tolerance : $\pm 5\%$ (Consult Factory For $\pm 2\%$ $\pm 1\%$ $\pm 0.5\%$)
- ⊙ Coating And Marking Resist Trichlorethylene , Freon , And Other Cleaning Agents

● **POWER RATINGS DIMENSIONS**

- ⊙ Standard Type: 1/4W ~5W
- ⊙ Miniature Type: 1/2Ws~7Ws



● **Dimensions**

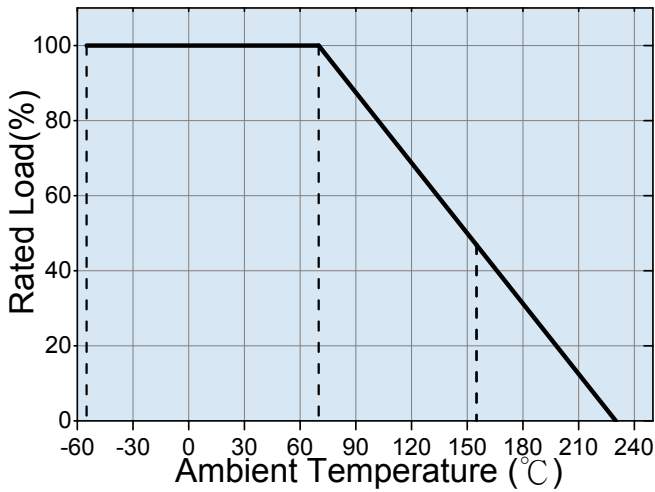
STYLE		DIMENSIONS(mm)				Comment
Normal	Miniature	L	D	H	d	
1/4W	1/2Ws	6.3±0.5	2.3±0.3	28±3.0	0.55±0.03	
1/2W	1Ws	9.0±0.5	3.2±0.5	26±3.0	0.65±0.03	
1W	2Ws	11.5±1.0	4.5±0.5	35±3.0	0.78±0.03	
2W	3Ws	15.5±1.0	5.0±0.5	32±3.0	0.78±0.03	
3W	5Ws	17.5±1.0	6.0±0.5	35±3.0	0.78±0.03	
5W	7Ws	24.5±1.0	8.0±0.5	35±3.0	0.78±0.03	

● **ELECTRICAL CHARACTERISTICS**

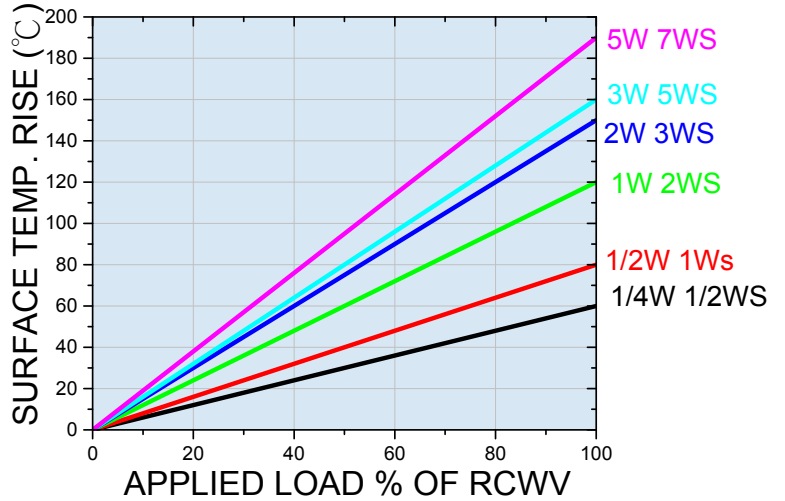
STYLE	1/4W	1/2WS	1/2W	1WS	1W	2WS	2W	3WS	3W	5W	5WS	7WS
Max. Working Voltage	200V	250V	250V	300V	500V	500V	550V	750V	800V	1000V	1000V	1000V
Max. Overload Voltage	350V	400V	400V	500V	600V	600V	600V	800V	1000V	1000V	1000V	1000V
Dielectric Withstanding volt.	350V	350V	350V	400V	500V	500V	500V	600V	750V	750V	750V	750V
Operating Temp. Range	-55°C to +235°C											
TEMP. COEFFICIENT	±200ppm/°C											
Value Range.±1%±2%±5%.	1Ω~510KΩ , E24 series											

★ Value Range for standard resistance , below or over this resistance on request.

●POWER GRAPH



●HOT-SPOT TEMPERATURE



● ENVIRONMENTAL CHARACTERISTICS

PERFORMANCE TEST	TEST METHOD	APPRAISE
Short Time Overload	2.5 times RCWV for 5 seconds	±(0.5%+0.05Ω)
Temperature Coefficient(T.C.R.)	Resistance value at room (+25°C) Temperature and room Temperature(+125°C)	By Type
Voltage Proof	In V-Block for 60 seconds	By Type
Pulse Overload	4 times RCWV for 10000 cycles (1sec. on , 25secs. off)	±1.0%+0.05 Ω
Insulation Resistance	In V-Block JIS-C-5202 5.6	> 10000MΩ
Load Life	70°C at RCWV for 1000hrs. (1.5hrs. on , 0.5hrs. off)	±(1.5%+0.05Ω)
Load Life In Humidity	40±2°C 90~95%RH at RCWV for 1000hrs. (1.5hrs. on , 0.5hrs. off)	±(1.5%+0.05Ω)
Solder Ability	260±5°C for 3±0.5 seconds	95% min. coverage
Resistance To Solvent	IPA for 5±0.5 Min. with ultrasonic	No deterioration of coatings and markings
Terminal Strength	Direct load for 10 sec. In the direction off the terminal leads.	Tensile: ≥2.5kg

Reference Standards: IEC 60115-1

Storage Temperature: 25±3°C; Humidity < 80%RH

Rated continuous Working Voltage (RCWV) = $\sqrt{\text{Power. Rating.} \times \text{Resistance. Value.}}$

- Resistor body color
 - ⊙ Silicone Resin Normal size----- Grey
 - ⊙ Silicone Resin Small size-----Pink
- **PART NUMBER:**

RSF/MO	
↓	
Type	
RSF	Metal Oxide

1/4W	
↓	
Power rating	
1/4W	1/2Ws
1/2W	1Ws
1W	2Ws
2W	3Ws
3W	5Ws
5W	7Ws

3K	
↓	
Resistance	
1R	1Ω
10R	10Ω
100R	100Ω
1K2	1K2Ω
1M	1MΩ
22M	22MΩ

J	
↓	
Tolerance	
F	± 1%
J	± 5%

TB	
↓	
Packaging	
TB	Taping Box
TR	Taping Reel
BU	Bulk
F	F-TYPE
M	M-TYPE
PANA	PANA