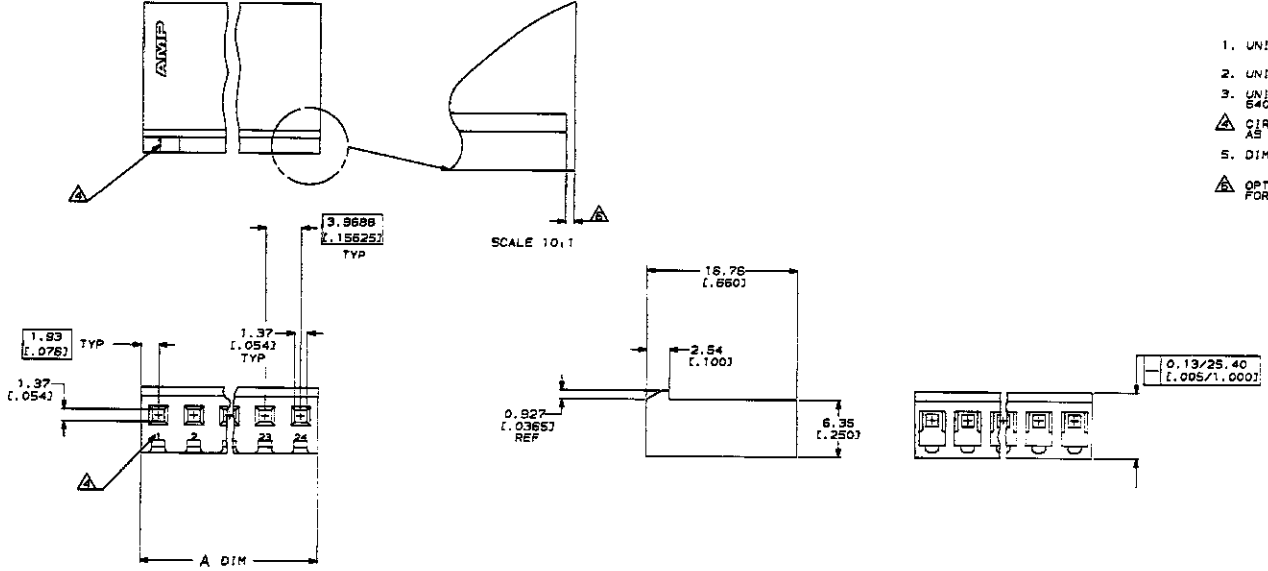
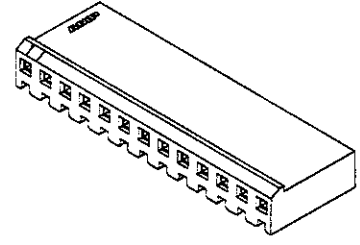
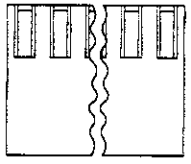


DRAWING MADE IN THIRD ANGLE PROJECTION
 THIS DRAWING IS UNPUBLISHED. RELEASED FOR PUBLICATION
 BY AMP INCORPORATED. ALL INFORMATION HEREON APPROVED.

REV	DATE	BY	CHKD	DESCRIPTION	DATE	APPD
CM	54			U REVISED PER EC 0730-4230-93	12-31-83	



- UNIT ACCEPTS 1.14 [0.045] SQUARE OR ROUND POST.
- UNIT ACCEPTS STANDARD SL-156 CONTACTS.
- UNIT ACCEPTS KEYING PLUG 640254-1 AND KEYING PIN 640255-1.
- CIRCUIT I.D. NUMBER(S) TO BE LOCATED SEQUENTIALLY AS SHOWN OR ONLY NO. 1 CIRCUIT PLACED ON LOCKING RAMP.
- DIMENSIONS IN BRACKETS ARE IN INCHES.
- OPTIONAL CONSTRUCTION (BOTH CORNERS) UP TO 0.381 [0.015] FOR P/N -1 THRU -5, UP TO 1.27 [0.050] FOR P/N -6 THRU 2--4.



METRIC

95.15 [3.746]	24	2-640250-4
91.19 [3.590]	23	2-640250-3
87.20 [3.433]	22	2-640250-2
83.24 [3.277]	21	2-640250-1
79.27 [3.121]	20	2-640250-0
75.31 [2.965]	19	1-640250-3
71.32 [2.808]	18	1-640250-2
67.36 [2.652]	17	1-640250-1
63.40 [2.496]	16	1-640250-0
59.44 [2.340]	15	1-640250-5
55.45 [2.183]	14	1-640250-4
51.49 [2.027]	13	1-640250-3
47.52 [1.871]	12	1-640250-2
43.56 [1.715]	11	1-640250-1
39.57 [1.558]	10	1-640250-0
35.61 [1.402]	9	640250-9
31.65 [1.246]	8	640250-8
27.69 [1.090]	7	640250-7
23.70 [0.933]	6	640250-6
19.74 [0.777]	5	640250-5
15.77 [0.621]	4	640250-4
11.81 [0.465]	3	640250-3
7.82 [0.308]	2	640250-2
3.86 [0.152]	1	640250-1
A ±0.25 [0.010]	NO. OF CIRCUITS	PART NO

DO NOT SCALE PRINT. UNLESS SPECIFIED DIMENSIONS IN mm (INCHES) TOLERANCES: DIM - H & L DIMS ± 0.13 (0.005) ANGLES ± 0.5°	DR 7-27-83 S. SMITH CHK 7-27-83 R. SMITH APPD 8-28-83 E. BELLES	NAME AMP AMP Incorporated Hartford, Pa. 17108-3608
MATERIAL NYLON, UL 94V-0 NATURAL	PRODUCT SPEC -	HOUSING WITH LOCKING RAMP, SL-156
FINISH -	APPLICATION SPEC -	SIZE CODE D 00779
WEIGHT -	SCALE 4:1	DRAWING NO 640250 SHEET 1 OF 1

CUSTOMER DRAWING