

BOURNS®

Features

- Formerly J. W. Miller® model
- High Q value
- Inductance range: 0.1 μ H to 1000 μ H
- RoHS compliant*

Applications

- Filters
- Output chokes

9230 Series Molded Axial Inductor

Electrical Specifications

Bourns Part No.	Inductance		Q Min.	Test Frequency (MHz)	SRF (MHz) Min.	DCR (Ω) Max.	Idc (mA)	Core Material
	(μ H)	Tol. (%)						
9230-94-VP	0.10	± 10	40	25	690	0.07	1100	Phenolic
9230-96-VP	0.12	± 10	40	25	650	0.08	1100	Phenolic
9230-00-VP	0.15	± 10	38	25	600	0.10	1100	Phenolic
9230-02-VP	0.18	± 10	35	25	550	0.12	1010	Phenolic
9230-04-VP	0.22	± 10	33	25	510	0.14	935	Phenolic
9230-06-VP	0.27	± 10	33	25	430	0.16	875	Phenolic
9230-08-VP	0.33	± 10	30	25	410	0.20	780	Phenolic
9230-10-VP	0.39	± 10	30	25	380	0.30	640	Phenolic
9230-12-VP	0.47	± 10	30	25	340	0.35	590	Phenolic
9230-14-VP	0.56	± 10	30	25	300	0.50	495	Phenolic
9230-16-VP	0.68	± 10	28	25	275	0.60	450	Phenolic
9230-18-VP	0.82	± 10	28	25	250	0.85	380	Phenolic
9230-20-VP	1.0	± 10	25	25	230	1.00	350	Phenolic
9230-22-VP	1.2	± 10	25	7.9	150	0.18	825	Ferrite
9230-24-VP	1.5	± 10	28	7.9	140	0.22	745	Ferrite
9230-26-VP	1.8	± 10	30	7.9	125	0.30	640	Ferrite
9230-28-VP	2.2	± 10	30	7.9	115	0.40	550	Ferrite
9230-30-VP	2.7	± 10	37	7.9	100	0.50	495	Ferrite
9230-32-VP	3.3	± 10	45	7.9	90	0.85	380	Ferrite
9230-34-VP	3.9	± 10	45	7.9	82	1.0	350	Ferrite
9230-36-VP	4.7	± 10	45	7.9	75	1.2	320	Ferrite
9230-38-VP	5.6	± 10	50	7.9	68	1.8	260	Ferrite
9230-40-VP	6.8	± 10	50	7.9	60	2.0	245	Ferrite
9230-42-VP	8.2	± 10	55	7.9	55	2.7	210	Ferrite
9230-44-VP	10	± 10	55	7.9	50	3.7	180	Ferrite
9230-46-VP	12	± 10	45	2.5	40	2.7	210	Ferrite
9230-48-VP	15	± 10	45	2.5	35	2.8	205	Ferrite
9230-50-VP	18	± 10	50	2.5	32	3.1	195	Ferrite
9230-52-VP	22	± 10	50	2.5	25	3.3	190	Ferrite
9230-54-VP	27	± 10	50	2.5	22	3.5	185	Ferrite
9230-56-VP	33	± 10	45	2.5	24	3.4	187	Ferrite
9230-58-VP	39	± 10	45	2.5	22	3.6	180	Ferrite
9230-60-VP	47	± 10	45	2.5	20	4.5	165	Ferrite
9230-62-VP	56	± 10	45	2.5	18	5.7	145	Ferrite
9230-64-VP	68	± 10	50	2.5	15	6.7	135	Ferrite
9230-66-VP	82	± 10	50	2.5	14	7.3	130	Ferrite
9230-68-VP	100	± 10	50	2.5	13	8.0	125	Ferrite
9230-70-VP	120	± 10	30	0.79	12	13	97	Ferrite
9230-72-VP	150	± 10	30	0.79	11	15	85	Ferrite
9230-74-VP	180	± 10	30	0.79	10	17	79	Ferrite
9230-76-VP	220	± 10	30	0.79	9	21	73	Ferrite
9230-78-VP	270	± 10	30	0.79	8	25	65	Ferrite
9230-80-VP	330	± 10	30	0.79	7	28	62	Ferrite
9230-82-VP	390	± 10	30	0.79	6.5	35	55	Ferrite
9230-84-VP	470	± 10	30	0.79	6	42	50	Ferrite
9230-86-VP	560	± 10	30	0.79	5	46	48	Ferrite
9230-88-VP	680	± 10	30	0.79	4.2	60	42	Ferrite
9230-90-VP	820	± 10	30	0.79	3.8	65	40	Ferrite
9230-92-VP	1000	± 10	30	0.79	3.4	72	38	Ferrite

General Specifications

Temperature Rise 35 °C at Idc
 Operating Temperature
 Ferrite -55 °C to +125 °C
 Phenolic -55 °C to +105 °C
 Storage Temperature
 Ferrite -55 °C to +125 °C
 Phenolic -55 °C to +105 °C
 Dielectric Strength 1000 Vrms

Materials

Core Phenolic or Ferrite
 Wire Enameled copper
 Terminal Coating Sn
 Packaging
 Standard 1000 pcs. per bag
 Optional 5000 pcs. per 14-inch reel

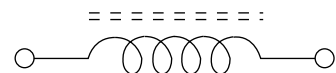
How to Order

9230 - 02 - - -

Model _____
 Value Code _____
 Two-digit code from table
 (Example: -02 = 0.18 μ H)
 Packaging Code _____
 Blank = 1000 pcs./bag
 TR = 5000 pcs./14-inch reel
 Compliance Code _____
 VP = Jameco ValuePro equivalent*

- Examples:
- 9230-00VP = 0.15 μ H packaged 1000 pcs./bag.
 - 9230-16-TR-VP = 0.68 μ H packaged 5000 pcs./14-inch reel.

Electrical Schematic

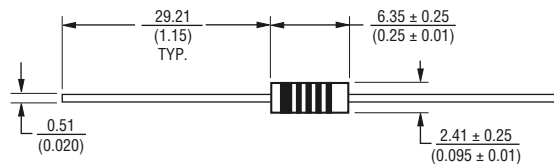


WARNING Cancer and Reproductive Harm
www.P65Warnings.ca.gov

*RoHS Directive 2002/95/EC Jan. 27, 2003 including annex and RoHS Recast 2011/65/EU June 8, 2011. Specifications are subject to change without notice. Users should verify actual device performance in their specific applications.

9230 Series Molded Axial Inductor

Product Dimensions

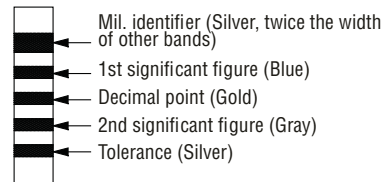


DIMENSIONS: $\frac{\text{MM}}{\text{(INCHES)}}$

Typical Part Marking - MIL-STD Color Code

Color	1st & 2nd Significant Figure or Decimal Point	Multiplier	Tolerance
Black	0	1	
Brown	1	10	
Red	2	100	
Orange	3	1000	
Yellow	4		
Green	5		
Blue	6		
Violet	7		
Gray	8		
White	9		
Silver			$\pm 10\%$
Gold	Decimal Point		$\pm 5\%$

Example for L value less than $10 \mu\text{H}$
 $6.8 \mu\text{H}, \pm 10\%$



Example for L value $10 \mu\text{H}$ and higher
 $270 \mu\text{H}, \pm 5\%$

