

Distributed by:

**JAMECO**<sup>®</sup>  
ELECTRONICS

**www.Jameco.com ♦ 1-800-831-4242**

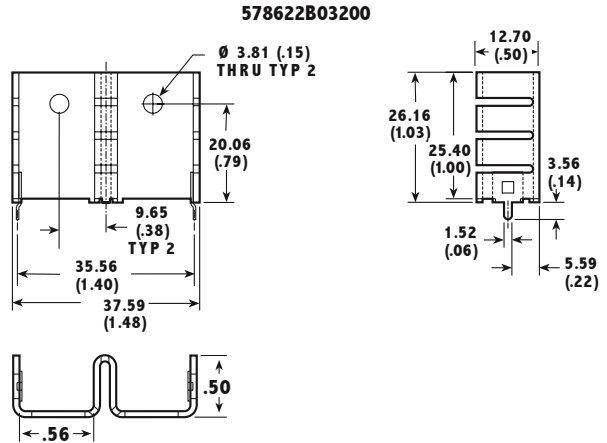
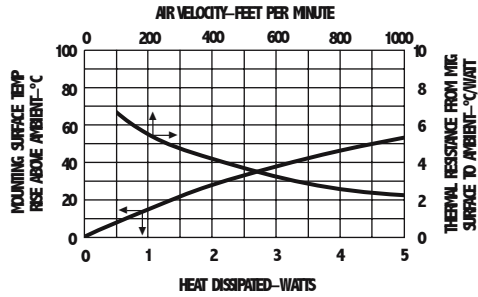
The content and copyrights of the attached  
material are the property of its owner.

Jameco Part Number 42622

578622



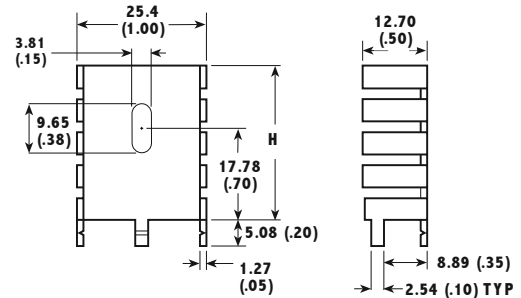
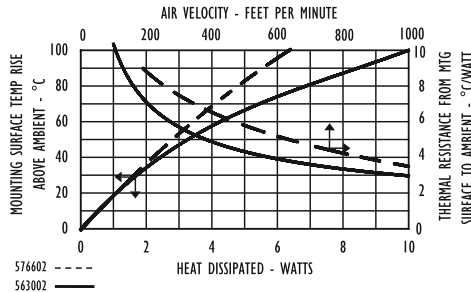
PART NUMBER	DESCRIPTION	PC BOARD LAYOUT	X1 Dim	Y1 Dim	Y2 Dim	Z1 Dim
578622B00000	Heat sink with no added hardware (Photo Left)					
578622B03200	For vertical mounting (Tab 32)	Fig. 10, page 68	8.13 (.320)	19.30 (.760)	5.08 (.200)	1.91 (.075)



563002  
576602



PART NUMBER	DESCRIPTION	H Dim	PC BOARD LAYOUT	X1 Dim	Y1 Dim	Z1 Dim
563002B00000	Heat sink with no added hardware (Photo Left)	30.0 (1.18)	Fig. 1, page 68	24.77 (.975)	9.53 (.375)	3.10 (.122)
563002D 00000	Solderable finish	30.0 (1.18)	Fig. 1, page 68	24.77 (.975)	9.53 (.375)	3.10 (.122)
563002T 00000	Black paint with solderable tabs	30.0 (1.18)	Fig. 1, page 68	24.77 (.975)	9.53 (.375)	3.10 (.122)
576602B00000	Heat sink with no added hardware	24.1 (0.95)	Fig. 1, page 68	24.77 (.975)	9.53 (.375)	3.10 (.122)
576602D 00000	Solderable finish	24.1 (0.95)	Fig. 1, page 68	24.77 (.975)	9.53 (.375)	3.10 (.122)
576602T 00000	Black paint with solderable tabs	24.1 (0.95)	Fig. 1, page 68	24.77 (.975)	9.53 (.375)	3.10 (.122)



6030



PART NUMBER	DESCRIPTION	PC BOARD LAYOUT	X1 Dim	Y1 Dim	Y2 Dim	Z1 Dim
6030D	Copper base with solderable finish for vertical mounting (Photo Left)	Fig. 2, page 68	12.07 (.475)	8.26 (.325)	0.64 (.025)	3.10 (.122)
6030B-TT	Black paint with solderable tabs	Fig. 2, page 68	12.07 (.475)	8.26 (.325)	0.64 (.025)	3.10 (.122)

