


Distributed by:



www.Jameco.com ♦ 1-800-831-4242

The content and copyrights of the attached material are the property of its owner.

For technical assistance call the Trimmer Products number on the back cover.



BOURNS®

Features

- Single-Turn / Cermet / Industrial / Sealed
- Designed for operational amplifier offset voltage adjustment applications
- Reduces power supply drift errors
- Unique center tapped trimming potentiometer

■ Vertical adjust type available

3386-OT1 - 3/8" Square Trimming Potentiometer

Electrical Characteristics

Standard Resistance Range
100 ohms to 1 megohm
 (see standard resistance table)
 Resistance Tolerance±20% std.
 Absolute Minimum Resistance
2 ohms max.
 Voltage Output Variation.....±0.25%
 Adjustability (VR)±0.025%
 Insulation Resistance @ 500 vdc
1,000 megohms min.
 Dielectric Strength
 Sea Level900 vac
 70,000 Feet350 vac
 Effective Electrical Travel.....280° nom.
 Center Tap Resistance2 ohms max.
 Center Tap Electrical Center.....±5%
 Center Tap Dead Band.....6°±4°

Environmental Characteristics

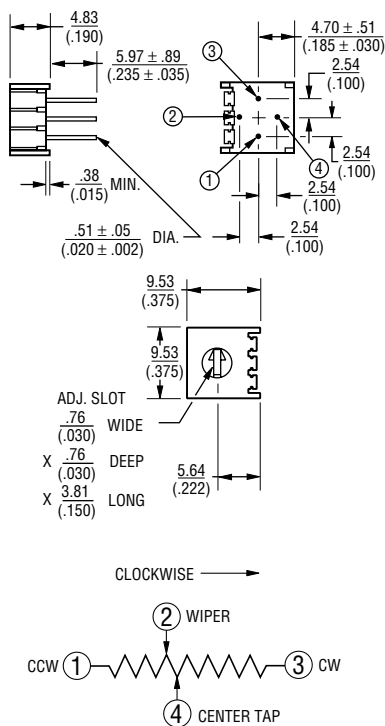
Power Rating
 85°C.....0.5 watt
 150°C.....0 watt
 Temperature Range
-55°C to +150°C
 Temperature Stability (ΔVR)
±0.5% max.
 Seal Test85°C Fluorinert*
 Humidity.....MIL-STD-202 Method 103
 96 hours ±2%
 ΔTR 10 Megohms min.
 Vibration, 30G±1% ΔTR
 Shock, 100G±1% ΔTR
 Load Life, 1,000 Hours±3% ΔTR
 Rotational Life, 200 cycles±4% ΔTR

Physical Characteristics

Mechanical Angle310° nom.
 Torque5.0 oz-in. max.
 Stop Strength15.0 oz-in. min.
 TerminalsSolderable pins
 Weight0.03 oz.
 MarkingManufacturer's
 trademark, resistance code,
 wiring diagram, date
 code, manufacturer's model
 number and style
 FlammabilityU.L. 94V-0
 Standard Packaging
50 pcs. per tube/tray
 Adjustment ToolH-90

Also see Model 3296-OT1, page 28.

3386P-OT1



Standard Resistance Table

Resistance (Ohms)	Resistance Code
100	101
200	201
500	501
1,000	102
2,000	202
5,000	502
10,000	103
20,000	203
50,000	503
100,000	104
200,000	204
500,000	504
1,000,000	105

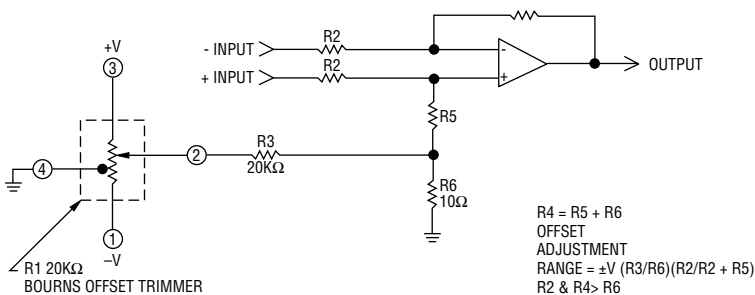
Popular values listed in boldface. Special resistances available.

SHADED AREAS TYPICALLY NOT STOCKED BY DISTRIBUTORS AND NOT RECOMMENDED FOR NEW DESIGNS.

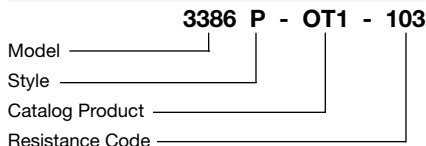
TOLERANCES: ± 0.25 (.010) EXCEPT WHERE NOTED

DIMENSIONS ARE: $\frac{\text{METRIC}}{\text{(INCHES)}}$

Suggested Offset Voltage Adjustment Circuit



How To Order



*"FLUORINERT" IS A REGISTERED TRADEMARK OF 3M CO.