

Distributed by:

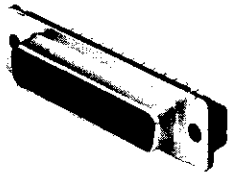
JAMECO[®]
ELECTRONICS

www.Jameco.com ♦ 1-800-831-4242

The content and copyrights of the attached
material are the property of its owner.

Jameco Part Number 525296

Receptacle



With Standard Mounting Holes



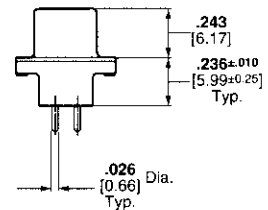
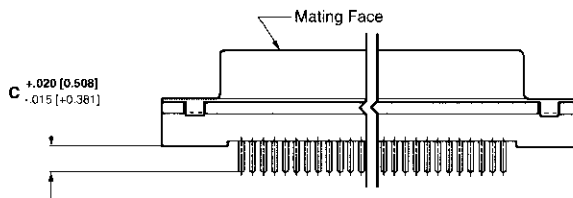
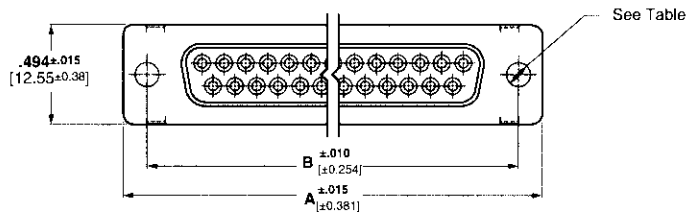
With Threaded Insert



With Fixed Female Screwlock



With Retention



See customer drawings for pcb layouts.

Material and Finish:

- Shell**—Steel, tin plated
- Housing**—94V-0 rated thermoplastic, black
- Threaded Inserts**—Brass, unplated
- Female Screwlocks**—Zinc

Socket Contacts (Posted)—

- Phosphor bronze, plated as follows:
- A**—000030 [0.00076] gold on mating end, tin-lead on termination end, with entire contact .000050 [0.00127] (min.) nickel underplated
- B**—Gold flash on mating end, tin-lead on termination end, with entire contact .000050 [0.00127] (min.) nickel underplated

Technical Documents:

- Product Specification**—108-40025
- Application Specification**—114-40023

Straight Posted Connectors

Shell Size	No. of Contact Positions	Dimensions			Contact Finish (Plating Code)	Receptacle Part Numbers				
		A	B	C*		With Standard Mounting Holes	With 4-40 Threaded Inserts	With Retention 4-40 Inserts (for .062 [1.58] PCB)	With Fixed Female Screwlocks	With Retention 4-40 Screwlocks (for .062 [1.58] PCB)
1	9	1.216 30.89	.984 24.99	.125	A	747150-2	747150-8	2-747706-0	1-747150-4	750678-1
				3.18	B	—	747150-7	—	1-747150-3	—
				.170	A	747150-4	—	—	1-747150-6	—
				4.32	B	—	747150-9	—	—	—
2	15	1.541 39.14	1.312 33.33	.125	A	747299-2	747299-8	2-747707-0	1-747299-4	787683-1
				3.18	B	—	747299-7	—	1-747299-3	—
				.170	A	747299-4	—	—	1-747299-6	—
				4.32	B	—	—	—	—	—
3	25	2.090 53.09	1.852 47.04	.125	A	745967-2	745967-8	2-747708-0	1-745967-4	748612-1
				3.18	B	—	745967-7	1-747708-9	—	—
				.170	A	745967-4	1-745967-0	—	1-745967-6	—
				4.32	B	—	—	—	1-745967-5	—
4	37	2.732 69.39	2.500 63.50	.125	A	747301-2	747301-8	2-747709-0	1-747301-4	787685-1
				3.18	B	—	747301-7	—	—	—
				.170	A	—	—	—	1-747301-6	—
				4.32	B	—	—	—	—	—

*.125 [3.18] post length is recommended for pc board thickness of .062-.093 [1.58-2.36] max.; .170 [4.32] post length is recommended for pc board thickness of .093-.125 [2.36-3.18]; .250 [6.35] post length is for special applications

- Notes:**
1. All receptacles are preloaded with size 20 DF posted socket contacts.
 2. Male screw retainers are used as mating hardware for connectors with 4-40 female screwlocks.
 3. Pc board hole size is .121±.002 [3.07±0.0508] for all retention inserts and screwlocks.