

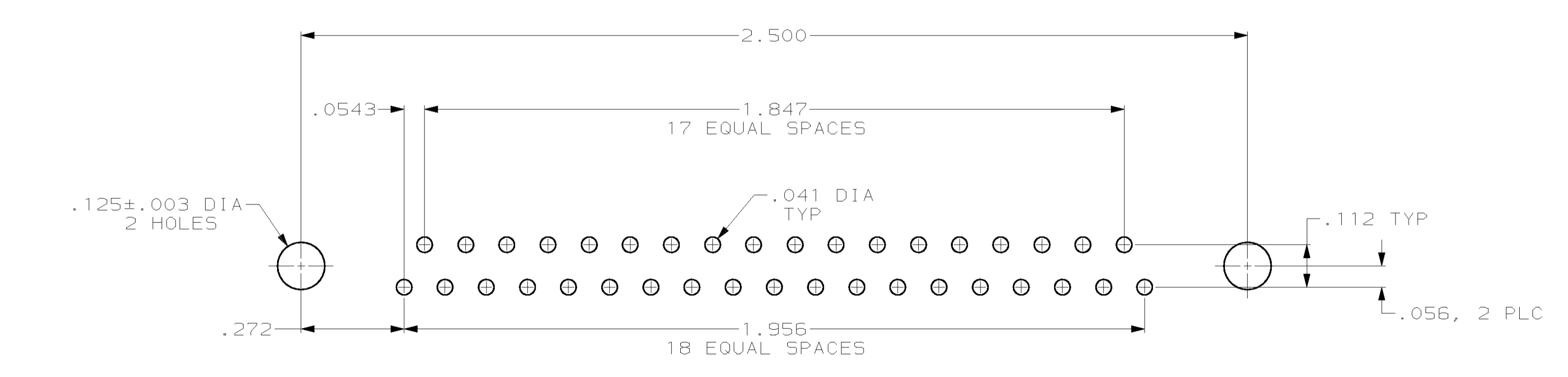
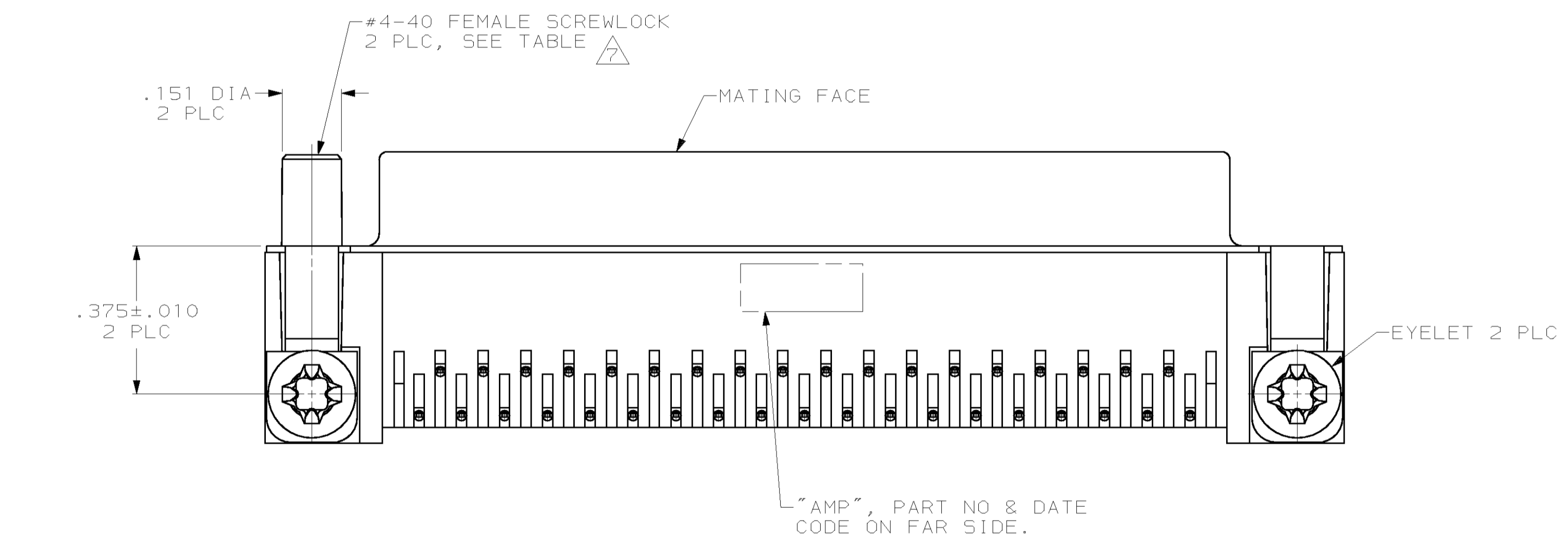
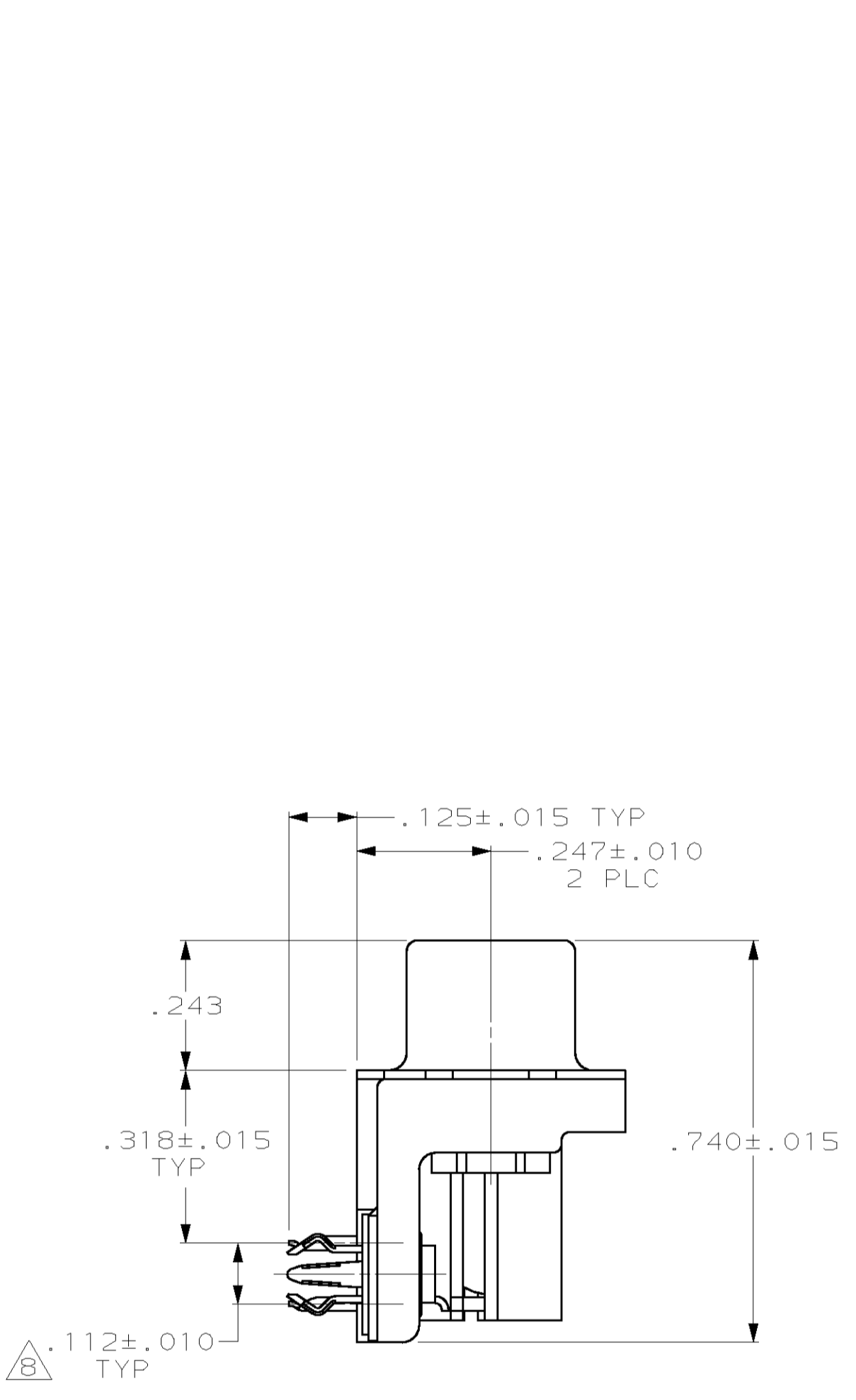
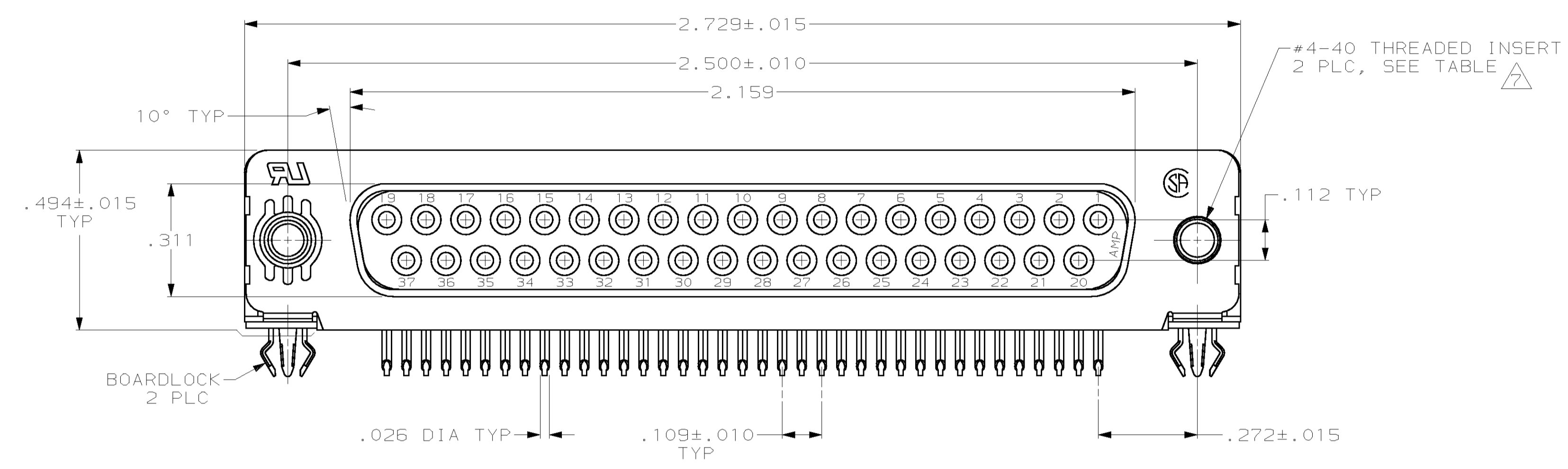
Distributed by:

JAMECO[®]
ELECTRONICS

www.Jameco.com ♦ 1-800-831-4242

The content and copyrights of the attached
material are the property of its owner.

Jameco Part Number 614571



- CONNECTOR MATES WITH ANY 37 POSN PLUG IN AMPLIMITE™ SERIES.
- MOLDED PARTS: FLAME RETARDANT 94V-0 RATED THERMOPLASTIC, BLACK.
SHELL: STEEL PER ASTM A109
CONTACTS: PHOSPHOR BRONZE PER QQ-B-750
EYELETS: BRASS
INSERTS AND SCREWLOCKS: ZINC
BOARDLOCKS: COPPER ALLOY
- SHELL: .000100 MIN TIN OR TIN-LEAD
CONTACTS: SEE TABLE
EYELETS: TIN
BOARDLOCKS: SEE TABLE
INSERTS AND SCREWLOCKS: CLEAR CHROMATE
- GOLD PLATING PER MIL-G-45204, NICKEL PLATING PER QQ-N-290, TIN PLATING PER MIL-T-10727.
- GOLD FLASH FOR A DISTANCE OF .100 MIN FROM MATING END, .000100-.000200 BRIGHT TIN OR BRIGHT TIN-LEAD ON TERMINATION END, ALL OVER .000050 NICKEL ON ENTIRE CONTACT.
- .000030 GOLD FOR A DISTANCE OF .100 MIN FROM MATING END, .000100-.000200 BRIGHT TIN OR BRIGHT TIN-LEAD ON TERMINATION END, ALL OVER .000050 NICKEL ON ENTIRE CONTACT.
- SCREWLOCKS & INSERTS WILL WITHSTAND 4 IN-LBS TORQUE & 20 LBS PULL OUT FORCE FROM MATING FACE SIDE.
- DIMENSION APPLIES FROM CENTER OF CONTACTS.

	FEMALE SCREWLOCKS	TIN	6	6-747847-8
	THREADED INSERTS	TIN	6	6-747847-7
	FEMALE SCREWLOCKS	TIN-LEAD	6	747847-6
SUPSD BY 747847-6	FEMALE SCREWLOCKS	TIN-LEAD	5	747847-5
	THREADED INSERTS	TIN-LEAD	6	747847-4
SUPSD BY 747847-4	THREADED INSERTS	TIN-LEAD	5	747847-3
SUPSD BY 747847-2	.125 DIA HOLES	TIN-LEAD	6	747847-2
OBSOLETE	.125 DIA HOLES	TIN-LEAD	5	747847-1
	MOUNTING HARDWARE	BOARDLOCK FINISH	CONTACT FINISH	PART NUMBER

THIS DRAWING IS A CONTROLLED DOCUMENT.		DWN	28-JAN-91	AMP Incorporated	
DIMENSIONS: INCHES		J. GALLUCCI/BC	15-APR-91	Harrisburg, PA 17105-3608	
TOLERANCES UNLESS OTHERWISE SPECIFIED:		H.G. LENKER	15-APR-91	NAME	
0 PLC	±.005	J. YOUNG	15-APR-91	RECEPTACLE ASSEMBLY, SIZE 4, 37 POSITION, RIGHT ANGLE, FRONT METAL SHELL, .318 SERIES, .026 DIA POSTS, BOARDLOCKS, AMPLIMITE™ HD-20	
1 PLC	±.005	PRODUCT SPEC		108-40025	
2 PLC	±.005	APPLICATION SPEC		114-40010	
3 PLC	±.005	SIZE		CAGE CODE DRAWING NO	
4 PLC	±.005	WEIGHT		A1 00779 C-747847	
ANGLES	±.005	CUSTOMER DRAWING		SCALE 4:1 SHEET 1 OF 1 REV V	