

Distributed by:



[www.Jameco.com](http://www.Jameco.com) ♦ 1-800-831-4242

The content and copyrights of the attached material are the property of its owner.

Jameco Part Number 653343

# Axial Lead and Cartridge Fuses

## Glass Body

### 3AG Slo-Blo® Fuse 313/315 Series



A standard for cost-effective reliability and performance in circuit protection, the 3AG fuse satisfies a broad range of application requirements.


#### ELECTRICAL CHARACTERISTICS:

% of Ampere Rating	Opening Time
100%	4 hours, <b>Minimum</b>
135%	1 hour, <b>Maximum</b>
200%	5 seconds, <b>Minimum</b>

**AGENCY APPROVALS:** Listed by Underwriters Laboratories and Certified by CSA through 8 amperes. 10-30A ratings are recognized under the components program of Underwriters Laboratories.

**313 000 Series** approved by METI from 1 through 5 amperes.

**AGENCY FILE NUMBERS:** UL E10480, CSA LR 29862.



#### PATENTED

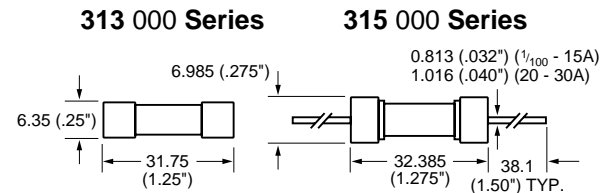
#### INTERRUPTING RATING:

0.01-8A	10,000A @ 125 VAC
0.1-1A	35A @ 250 VAC
1.2-3.2A	100A @ 250 VAC
4-8A	200A @ 250 VAC
10-30A	300A @ 32 VAC

#### ORDERING INFORMATION:

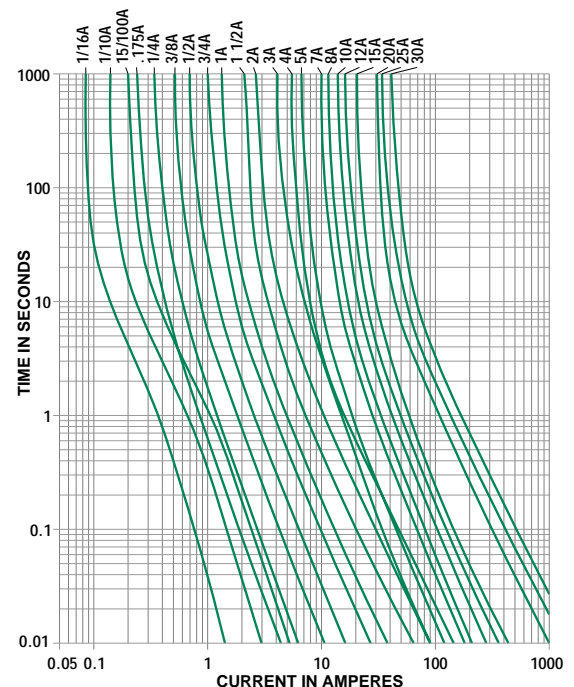
Cartridge Catalog Number	Axial Lead Catalog Number	Ampere Rating	Voltage Rating	Nominal Resistance Cold Ohms	Nominal Melting I <sup>2</sup> t A <sup>2</sup> Sec.
313.010	315.010	1/100	250	3300	0.000121
313.031	315.031	1/32	250	330	0.00303
313.040	315.040	4/100	250	220	0.00630
313.062	315.062	1/16	250	91.0	0.0210
313.100	315.100	1/10	250	33.3	0.0850
313.125	315.125	1/8	250	22.3	0.152
313.150	315.150	15/100	250	15.3	0.270
313.175	315.175	.175	250	8.60	0.177
313.187	315.187	3/16	250	7.95	0.230
313.200	315.200	2/10	250	6.54	0.270
313.250	315.250	1/4	250	4.27	0.385
313.300	315.300	3/10	250	3.11	0.730
313.375	315.375	3/8	250	2.08	1.23
313.400	315.400	4/10	250	1.86	1.35
313.500*	315.500	1/2	250	1.25	2.55
313.600	315.600	6/10	250	0.914	4.00
313.700	315.700	7/10	250	0.695	5.90
313.750	315.750	3/4	250	0.617	7.16
313.800	315.800	8/10	250	0.550	8.00
313 001*	315 001	1	250	0.375	14.0
313 01.2	315 01.2	1 <sup>2</sup> / <sub>10</sub>	250	0.276	21.5
313 1.25	315 1.25	1 <sup>1</sup> / <sub>4</sub>	250	0.258	24.0
313 01.5*	315 01.5	1 <sup>1</sup> / <sub>2</sub>	250	0.190	38.0
313 01.6	315 01.6	1 <sup>9</sup> / <sub>10</sub>	250	0.170	49.6
313 01.8	315 01.8	1 <sup>8</sup> / <sub>10</sub>	250	0.140	58.0
313 002*	315 002	2	250	0.116	77.0
313 2.25	315 2.25	2 <sup>1</sup> / <sub>4</sub>	250	0.0960	121.0
313 02.5	315 02.5	2 <sup>1</sup> / <sub>2</sub>	250	0.0805	130.0
313 02.8	315 02.8	2 <sup>9</sup> / <sub>10</sub>	250	0.0670	170.0
313 003*	315 003	3	250	0.0588	200.0
313 03.2	315 03.2	3 <sup>2</sup> / <sub>10</sub>	250	0.0525	209.0
313 004*	315 004	4	250	0.0308	76.1
313 005*	315 005	5	250	0.0212	140.0
313 6.25*	315 6.25	6 <sup>1</sup> / <sub>4</sub>	250	0.0152	242.0
313 06.3	315 06.3	6.30	250	0.0152	242.0
313 007*	315 007	7	250	0.0127	347.0
313 008*	315 008	8	250	0.0110	445.0
313 010*	315 010	10	32	0.00820	760.0
313 012	315 012	12	32	0.00640	1200.0
313 015	315 015	15	32	0.00500	1870.0
313 020	315 020	20	32	0.00220	9560.0
313 025	315 025	25	32	0.00170	16500.0
313 030	315 030	30	32	0.00120	26900.0

\*These ratings available with an indicating option. Add the 'ID' designation to the series number, i.e. 313.500 ID.



Axial Lead Material: Solder coated copper.

#### Average Time Current Curves





**Littelfuse®**

**3AG Slo-Blo® Type Fuse**  
313/315 Series

