

Distributed by:

JAMECO[®]
ELECTRONICS

www.Jameco.com ♦ 1-800-831-4242

The content and copyrights of the attached
material are the property of its owner.

Jameco Part Number 668713



Declaration of RoHS Conformity

To minimize the environmental impact and take more responsibility to the earth we live, MEAN WELL hereby confirms that the following product series comply with Directive 2002/95/EC of the European Parliament - RoHS (Restriction of Hazardous Substances).

Content of Compliance

Lead	<0.1 % by weight (1000 ppm)
Mercury	<0.1 % by weight (1000 ppm)
Cadmium	<0.01 % by weight (100 ppm)
Hexavalent Chrome (Cr ⁺⁶)	<0.1 % by weight (1000 ppm)
PBBs	<0.1 % by weight (1000 ppm)
PBDEs	<0.1 % by weight (1000 ppm)

Product Series

Please refer to the attached list for details.

Delivery

The actual delivery date for RoHS compliance products will depend on our inventory status.

Please contact our sales representatives for details.

How to Recognize


The serial number on each PSU originally was Cxxxxxxxx and right now will be changed to Rxxxxxxxx or Exxxxxxxx (or add "R" for serial number that only specify the production weeks) for RoHS compliance products for the ease of identification.

Jerry Lin / President
MEAN WELL Enterprises Co., Ltd.

Product Family	Series
G3	RS-25/35/50/75/100/150, RD-35/50/65/85/125, RID-50/65/85/125, RT-50/65/85/125, RQ-50/65/85/125
G2	S-25/40/60/100F/150/240, T-40, D/ID/T/IT/Q/IQ-60, D/T/Q-120, SC-150
PFC	SP-75/100/150/200/320/480/500/750, USP-225/350, TP-75/100/150, QP-100/150/200/320/375
AD	ADS-55/155, AD-55/155, ADD-55/155
CL/PL	CLG-60/100, PLN-30/60/100
DIN	MDR-20/40/60, DR-30/45/60/75/100/120, DRH-120, DRP-240/480/480S, DRT-240/480/960, DR-RDN20, DR-UPS40
Modular	MP-450/650/1K0, MS-75/150/300, MD-100
Parallel	PSP-500/600/1000/1500, RSP-1000/1500, RCP-1000, RCP-1U
Open Frame	NFM-05/10/15/20, PM-05/10/15/20, PS/PD-25, PS-35, PS/PD/PT-45, PS/PD/PT-65, RPD/RPT-65, PD-110, PQ-100, PPQ-100, PPS/PPT-125, LPS-50/75/100, LPP-100/150, ASP-150, PPS-200, PID-250, MPS-30, MPS/MPD/MPT-45, RPS/RPD/RPT-60, MPS/MPD/MPT-65, RPS/RPD/RPT-75, MPS/MPD/MPT/MPQ-120, MPS/MPD/MPT/MPQ-200
Charger	GC-30, PA/PB/PS-120, ESC/ESP-120, ESC/ESP-240, PB-300/360
Adaptor	GS-06/15/18/25, ES-18/25, P25, P30, P40, P50, P66, U65S, MES-30/50, ATX-100, AS-120P
PC/IPC Power	YP-350J, IPC-200/250/300
DC/DC Converter	SD-25/50/100/150/200/350, SDM30, ASD10H/15H, NSD10/15, SBT, SFT, DET, SRS, SUS, SPR, SPU, SCW, SLW, SKE SKA, DCW, DLW, DKE, DKA, TKA
Inverter	TN/TS-1500, A301/A302
Power Cord	YP** + YC**

**** For other products not listed above, please contact our sales representatives for availability**

2007.04 update



■ Features :

- Universal AC input / Full range
- Built-in active PFC function
- High efficiency up to 90% (typ)
- Protections: Short circuit/Over load/Over voltage/Over temperature
- PWM control and regulated
- High power density 9.78W/inch³
- 5"x3" compact size
- Built-in remote sense function
- ZVS technology to reduce power dissipation
- Free air convection for 150W and 200W with 20.5 CFM forced air
- 3 years warranty

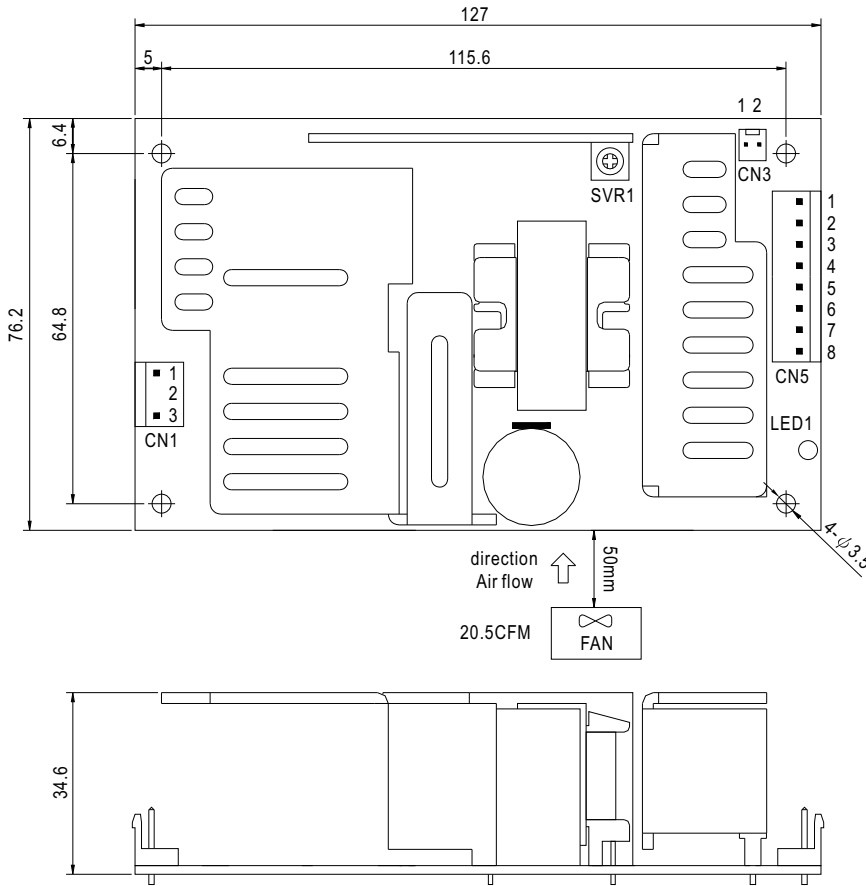


SPECIFICATION

MODEL	PPS-200-5	PPS-200-12	PPS-200-15	PPS-200-24	PPS-200-27	PPS-200-48	
OUTPUT	DC VOLTAGE	5V	12V	15V	24V	27V	48V
	RATED CURRENT	36A	16.6A	13.3A	8.3A	7.4A	4.167A
	CURRENT RANGE (convection)	0 ~ 26A	0 ~ 12.5A	0 ~ 10A	0 ~ 6.25A	0 ~ 5.56A	0 ~ 3.13A
	CURRENT RANGE (20.5CFM FAN)	0 ~ 36A	0 ~ 16.6A	0 ~ 13.3A	0 ~ 8.3A	0 ~ 7.4A	0 ~ 4.167A
	RATED POWER (convection)	130W	150W	150W	150W	150W	150W
	RATED POWER (20.5CFM FAN)	180W	199.2W	199.5W	199.2W	199.8W	200W
	RIPPLE & NOISE (max.) Note.2	100mVp-p	100mVp-p	100mVp-p	150mVp-p	150mVp-p	250mVp-p
	VOLTAGE ADJ. RANGE	4.5 ~ 5.5V	10.8 ~ 13.2V	13.5 ~ 16.5V	21.6 ~ 26.4V	24.3 ~ 30V	43.2 ~ 52.8V
	VOLTAGE TOLERANCE Note.3	±4.0%	±3.0%	±3.0%	±2.0%	±2.0%	±2.0%
	LINE REGULATION	±0.5%	±0.5%	±0.5%	±0.5%	±0.5%	±0.5%
	LOAD REGULATION	±1.0%	±1.0%	±1.0%	±1.0%	±1.0%	±1.0%
	SETUP, RISE TIME	1200ms, 60ms/230VAC 2500ms, 60ms/115VAC at full load					
HOLD TIME (Typ.)	12ms/230VAC/115VAC at full load						
INPUT	VOLTAGE RANGE	90 ~ 264VAC 127 ~ 370VDC					
	FREQUENCY RANGE	47 ~ 63Hz					
	POWER FACTOR (Typ.)	PF>0.94/230VAC PF>0.98/115VAC at full load					
	EFFICIENCY (Typ.)	86%	89%	89%	89%	89%	90%
	AC CURRENT (Typ.)	2.2A/115VAC 1.2A/230VAC					
	INRUSH CURRENT (Typ.)	COLD START 70A/230VAC					
	LEAKAGE CURRENT	<2mA / 240VAC					
PROTECTION	OVER LOAD	105 ~ 135% rated output power Protection type : Hiccup mode, recovers automatically after fault condition is removed					
	OVER VOLTAGE	5.6 ~ 7.25V	13.8 ~ 16.2V	17.25 ~ 20.25V	27.6 ~ 32.4V	31.05 ~ 36.45V	57.6 ~ 67.2V
	OVER TEMPERATURE	110°C (TSW1) Detect on heatsink of power transistor Protection type : Shut down o/p voltage, recovers automatically after temperature goes down					
ENVIRONMENT	WORKING TEMP.	-20 ~ +70°C (Refer to output load derating curve)					
	WORKING HUMIDITY	20 ~ 90% RH non-condensing					
	STORAGE TEMP., HUMIDITY	-40 ~ +85°C, 10 ~ 95% RH					
	TEMP. COEFFICIENT	±0.05%/°C (0 ~ 50°C)					
	VIBRATION	10 ~ 500Hz, 2G 10min./1cycle, 60min. each along X, Y, Z axes					
SAFETY & EMC (Note 4)	SAFETY STANDARDS	UL60950-1, TUV EN60950-1 Approved					
	WITHSTAND VOLTAGE	I/P-O/P:3KVAC I/P-FG:1.5KVAC O/P-FG:0.5KVAC					
	ISOLATION RESISTANCE	I/P-O/P, I/P-FG, O/P-FG:100M Ohms/500VDC					
	EMI CONDUCTION & RADIATION	Compliance to EN55022 (CISPR22) Class B					
	HARMONIC CURRENT	Compliance to EN61000-3-2,-3					
OTHERS	EMS IMMUNITY	Compliance to EN61000-4-2,3,4,5,6,8,11; ENV50204, EN55024, Light industry level, criteria A					
	MTBF	108.4Khrs min. MIL-HDBK-217F (25°C)					
	DIMENSION	127*76.2*34.6mm (L*W*H)					
	PACKING	0.37Kg; 36pcs/14.3Kg/0.91CUFT					
NOTE	<ol style="list-style-type: none"> 1. All parameters NOT specially mentioned are measured at 230VAC input, rated load and 25°C of ambient temperature. 2. Ripple & noise are measured at 20MHz of bandwidth by using a 12" twisted pair-wire terminated with a 0.1uf & 47uf parallel capacitor. 3. Tolerance : includes set up tolerance, line regulation and load regulation. 4. The power supply is considered a component which will be installed into a final equipment. The final equipment must be re-confirmed that it still meets EMC directives. 5. HS1, HS2 & HS3 can not be shorted. 						

Mechanical Specification

Unit:mm



AC Input Connector (CN1) : JST B3P-VH or equivalent

Pin No.	Assignment	Mating Housing	Terminal
1	AC/L	JST VHR or equivalent	JST SVH-21T-P1.1 or equivalent
2	No Pin		
3	AC/N		

DC Output Connector (CN5) : JST B8P-VH or equivalent

Pin No.	Assignment	Mating Housing	Terminal
1~4	+V	JST VHR or equivalent	JST SVH-21T-P1.1 or equivalent
5~8	-V		

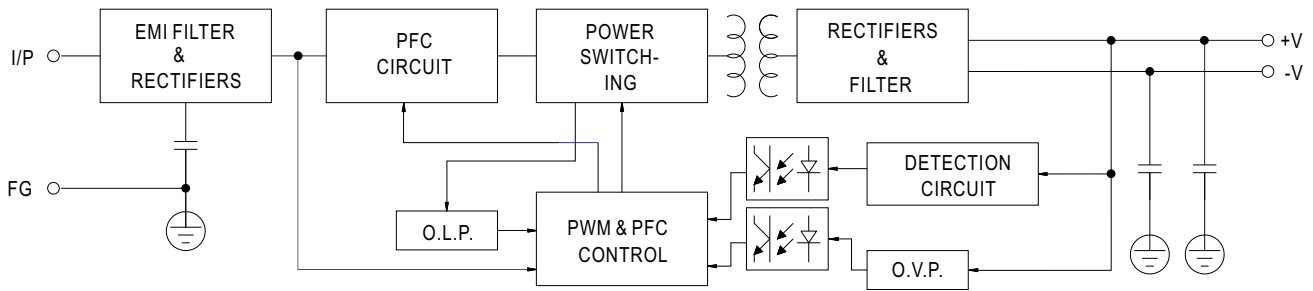
Remote Sense(CN3) : Molex 5045-02 or equivalent

Pin No.	Assignment	Mating Housing	Terminal
1	RS-	Molex 5051 or equivalent	Molex 4809 or equivalent
2	RS+		

⚠ HS1,HS2 & HS3 can not be shorted

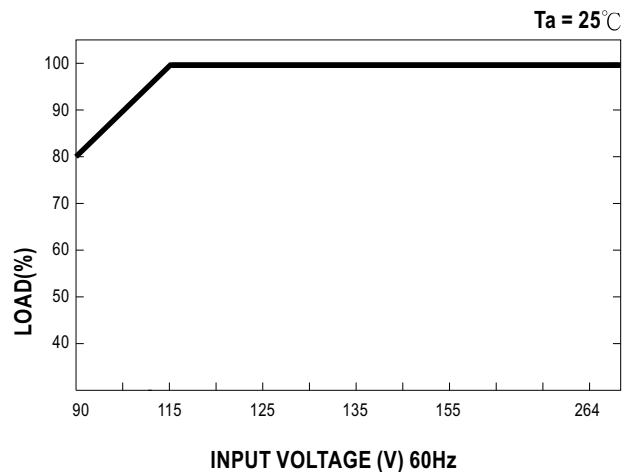
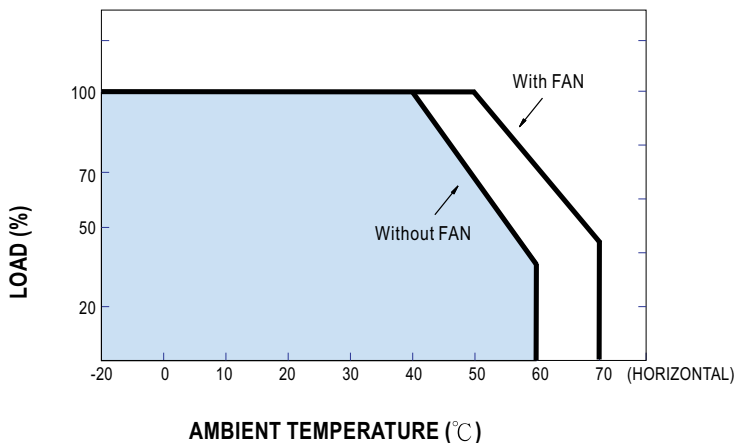
Block Diagram

fosc : 100KHz



Derating Curve

Output Derating VS Input Voltage



MODEL : PPS-200-12

OUTPUT FUNCTION TEST

NO	TEST ITEM	SPECICATION	TEST CONDITION	RESULT	VERDICT
1	RIPPLE & NOISE	V1:100 mVp-p (Max)	I/P: 230VAC O/P:FULL LOAD Ta:25°C	V1: 47 mVp-p (Max)	P
2	OUTPUT VOLTAGE ADJUST RANGE	CH1: 10.8V-13.2V	I/P: 230 VAC I/P: 115 VAC O/P:MIN LOAD Ta:25°C	9.3 V- 13.79 V/ 230 VAC 9.3 V- 13.79 V/ 115 VAC	P
3	OUTPUT VOLTAGE TOLERANCE	V1: 3 %- -3 % (Max)	I/P: 115 VAC / 264 VAC O/P:FULL/ MIN LOAD Ta:25°C	V1: 0.1 %- -0.1 %	P
4	LINE REGULATION	V1:0.5 %- -0.5 % (Max)	I/P: 115VAC ~ 264 VAC O/P:FULL LOAD Ta:25°C	V1: 0 %- 0 %	P
5	LOAD REGULATION	V1: 1 %- -1 % (Max)	I/P: 230 VAC O/P:FULL ~MIN LOAD Ta:25°C	V1: 0.1 %- -0.1 %	P
6	SET UP TIME	230VAC: 1200 ms (Max) 115 VAC: 2500 ms (Max)	I/P: 230 VAC I/P: 115 VAC O/P:FULL LOAD Ta:25°C	230VAC/ 677 ms 115VAC/ 1354 ms	P
7	RISE TIME	230VAC: 60 ms (Max) 115VAC: 60 ms (Max)	I/P: 230 VAC I/P: 115 VAC O/P:FULL LOAD Ta:25°C	230VAC/ 43 ms 115VAC/ 46 ms	P
8	HOLD UP TIME	230VAC: 12 ms (TYP) 115VAC: 12 ms (TYP)	I/P: 230 VAC I/P: 115 VAC O/P:FULL LOAD Ta:25°C	230VAC/ 17.6 ms 115VAC/ 19.1 ms	P
9	OVER/UNDERSHOOT TEST	< ±5%	I/P: 230 VAC O/P:FULL LOAD Ta:25°C	TEST: <5 %	P
10	DYNAMIC LOAD	V1: 1200 mVp-p	I/P: 230 VAC O/P:FULL /Min LOAD 90%DUTY/1KHZ Ta:25°C	1024 mVp-p	P

INPUT FUNCTION TEST

NO	TEST ITEM	SPECICATION	TEST CONDITION	RESULT	VERDICT
1	INPUT VOLTAGE RANGE	90VAC~264 VAC	I/P:TESTING O/P:FULL LOAD Ta:25°C	72V~264V	P
			I/P: LOW-LINE-3V= 112 V HIGH-LINE+15%=300 V O/P:FULL/MIN LOAD ON: 30 Sec . OFF: 30 Sec 10MIN (AC POWER ON/OFF NO DAMAGE)	TEST: OK	
2	INPUT FREQUENCY RANGE	47HZ ~63 HZ NO DAMAGE OSC	I/P: 90 VAC ~ 264 VAC O/P:FULL~MIN LOAD Ta:25°C	TEST: OK	P
3	POWER FACTOR	0.94 / 230 VAC(TYP) 0.98 / 115 VAC(TYP)	I/P: 230 VAC I/P: 115 VAC O/P:FULL LOAD Ta:25°C	PF= 0.947 / 230 VAC PF= 0.99 / 115 VAC	P
4	EFFICIENCY	89% (TYP)	I/P: 230 VAC O/P:FULL LOAD Ta:25°C	89.9%	P
5	INPUT CURRENT	230V/ 1.2 A (TYP) 115V/ 2.2 A (TYP)	I/P: 230 VAC I/P: 115 VAC O/P:FULL LOAD Ta:25°C	I = 1.05 A/ 230 VAC I = 2.05 A/ 115 VAC	P
6	INRUSH CURRENT	230V/ 70 A (TYP) COLD START	I/P: 230 VAC I/P: 115 VAC O/P:FULL LOAD Ta:25°C	I = 56 A/ 230 VAC	P
7	LEAKAGE CURRENT	< 2 mA / 240 VAC	I/P: 254 VAC O/P:Min LOAD Ta:25°C	L-FG: 0.4 mA N-FG: 0.4 mA	P

PROTECTION FUNCTION TEST

NO	TEST ITEM	SPECICATION	TEST CONDITION	RESULT	VERDICT
1	OVER LOAD PROTECTION	105 %~ 135 %	I/P: 230 VAC I/P: 115 VAC O/P:TESTING Ta:25°C	115 %/ 230 VAC 115 %/ 115 VAC Hiccup Mode	P
2	OVER VOLTAGE PROTECTION	CH1: 13.8V~ 16.2 V	I/P: 230 VAC I/P: 115 VAC O/P:MIN LOAD Ta:25°C	15.2 V/ 230 VAC 15.2 V/ 115 VAC Hiccup Mode	P
3	SHORT PROTECTION	SHORT EVERY OUTPUT 1 HOUR NO DAMAGE	I/P: 264 VAC O/P:FULL LOAD Ta:25°C	NO DAMAGE Hiccup Mode	P
4	OVER TEMPERATURE PROTECTION	SPEC: TSW1: 110 ± 5°C O.T.P. NO DAMAGE	I/P: 230 VAC O/P:FULL LOAD	O.T.P. Active Shut down o/p voltage , recovers automatically after temperature goes down	P

ENVIRONMENT TEST

NO	TEST ITEM	SPECIFICATION	TEST CONDITION	RESULT	VERDICT
1	TEMPERATURE RISE TEST	MODEL : PPS-200-24 WITH FAN 1. ROOM AMBIENT BURN-IN : 1.5 HRS I/P: 230VAC O/P: FULL LOAD Ta= 26.5 °C 2. HIGH AMBIENT BURN-IN : 2 HRS I/P: 230VAC O/P: FULL LOAD Ta= 52.6 °C			P
2	OVER LOAD BURN-IN TEST	NO DAMAGE 1 HOUR (MIN)	I/P: 230 VAC O/P: 115% LOAD Ta:25°C	TEST : OK	P
3	LOW TEMPERATURE TURN ON TEST	TURN ON AFTER 2 HOUR	I/P: 230 VAC O/P: 100% LOAD Ta= -20°C	TEST : OK	P
4	HIGH HUMIDITY HIGH TEMPERATURE HIGH VOLTAGE TURN ON TEST	AFTER 12 HOURS IN CHAMBER ON CONTROL 50°C NO DAMAGE	I/P: 272 VAC O/P:FULL LOAD Ta= 50°C HUMIDITY= 95 %R.H	TEST : OK	P
5	TEMPERATURE COEFFICIENT	± 0.05 %(0-50°C)	I/P: 230 VAC O/P:FULL LOAD	± 0.02 %(0-50°C)	P
6	VIBRATION TEST	1 Carton & 1 Set (1) Waveform: Sine Wave (2) Frequency:10-500Hz (3) Sweep Time:10min/sweep cycle (4) Acceleration:2G (5) Test Time:1 hour in each axis (X.Y.Z) (6) Ta:25°C		TEST : OK	P

SAFETY TEST

NO	TEST ITEM	SPECIFICATION	TEST CONDITION	RESULT	VERDICT
1	WITHSTAND VOLTAGE	I/P-O/P: 3 KVAC/min I/P-FG: 1.5 KVAC/min O/P-FG: 0.5 KVAC/min	I/P-O/P: 3.6 KVAC/min I/P-FG: 1.8 KVAC/min O/P-FG: 0.6 KVAC/min Ta:25°C	I/P-O/P: 1.47 mA I/P-FG: 3.28 mA O/P-FG: 0.45 mA NO DAMAGE	P
2	ISOLATION RESISTANCE	I/P-O/P:500VDC>100MΩ I/P-FG: 500VDC>100MΩ O/P-FG:500VDC>100MΩ	I/P-O/P: 500 VDC I/P-FG: 500 VDC O/P-FG: 500 VDC Ta:25°C	I/P-O/P: 391M Ω I/P-FG: 9 GΩ O/P-FG: 8 GΩ NO DAMAGE	P
3	APPROVAL	TUV: Certificate NO : R50076119 UL: File NO : E183223			P

E.M.C TEST

NO	TEST ITEM	SPECIFICATION	TEST CONDITION	RESULT	VERDICT
1	HARMONIC	EN61000-3-2 CLASS A	I/P: 230 VAC/50HZ O/P:FULL LOAD Ta:25°C	PASS	P
2	CONDUCTION	EN55022 CLASS B	I/P: 230 VAC (50HZ) O/P:FULL/50% LOAD Ta:25°C	PASS Test by certified Lab	P
3	RADIATION	EN55022 CLASS B	I/P: 230 VAC (50HZ) O/P:FULL LOAD Ta:25°C	PASS Test by certified Lab	P
4	E.S.D	EN61000-4-2 LIGHT INDUSTRY AIR:8KV / Contact:4KV	I/P: 230 VAC/50HZ O/P:FULL LOAD Ta:25°C	CRITERIA A	P
5	E.F.T	EN61000-4-4 LIGHT INDUSTRY INPUT: 1KV	I/P: 230 VAC/50HZ O/P:FULL LOAD Ta:25°C	CRITERIA A	P
6	SURGE	IEC61000-4-5 LIGHT INDUSTRY L-N :1KV L,N-PE:2KV	I/P: 230 VAC/50HZ O/P:FULL LOAD Ta:25°C	CRITERIA A	P
7	Test by certified Lab & Test Report Prepare				

M.T.B.F & LIFE CYCLE CALCULATION

NO	TEST ITEM	SPECIFICATION	TEST CONDITION	RESULT	VERDICT
1	CAPACITOR LIFE CYCLE	SUPPOSE C107 IS THE MOST CRITICAL COMPONENT I/P: 230VAC O/P:FULL LOAD Ta= 25 °C LIFE TIME= 1167547 HRS I/P: 230VAC O/P:FULL LOAD Ta= 50 °C LIFE TIME= 243715 HRS			P
2	MTBF	MIL-HDBK-217F NOTICES2 PARTS COUNT TOTAL FAILURE RATE: 108.4KHRS			P

COMPONENT STRESS TEST

NO	TEST ITEM	SPECICATION	TEST CONDITION	RESULT	VERDICT
1	Power Transistor (D to S) or (C to E) Peak Voltage	Q6 Rated 2SK3683 : 500V 19A	I/P:High-Line +3V = 267 V O/P: (1)Full Load Turn on (2) Full Load (3)Output Short Ta:25°C	(1) 476 V (2) 470 V (3) 524 V	P
2	Diode Peak Voltage	Q103 Rated IPL3710 : 100V 57A Q104 Rated IRFZ44V : 60V 55A	I/P:High-Line +3V = 267 V O/P: (1)Full Load Turn on (2) Full Load (3)Output Short Ta:25°C	(1) 85 V (2) 81 V (3) 95 V (1) 49 V (2) 36 V (3) 17 V	P
3	Input Capacitor Voltage	C5 Rated :120u / 420V/ 105°C	I/P:High-Line +3V = 267 V O/P: (1)Full Load Turn on /Off (2) Min load Turn on /Off (3)Full Load /Min load Change (4)Burn in 1hour Ta:25°C	(1) 407 V (2) 403 V (3) 407 V (4) 407 V	P
4	Control IC Voltage Test	U3 Rated TI3845 : 30 V	I/P:High-Line +3V = 267 V O/P: (1)Full Load Turn on /Off (2) Min load Turn on /Off (3)Full Load /Min load Change Ta:25°C	(1) 14.8 V (2) 14.1 V (3) 15.1 V	P
5	Power Transistor (D to S) or (C to E) Peak Voltage	Q1 Rated IFFP460A : 500V 20A	I/P:High-Line +3V = 267 V O/P: (1)Full Load Turn on (2) Full Load (3)Output Short Ta:25°C	(1) 440 V (2) 436 V (3) 436 V	P

DATE	SAMPLE	TEST RESULT	TESTER	APPROVAL
2005/11/22	RD SAMPLE	PASS	VINCENT TSENG	MAX LIN
2006/2/6	PRODUCT SAMPLE W0512B51	PASS	VINCENT TSENG	MAX LIN
2006/5/11	PRODUCT SAMPLE W0604A47	PASS	VINCENT TSENG	MAX LIN

2003/12/12 A50-F023