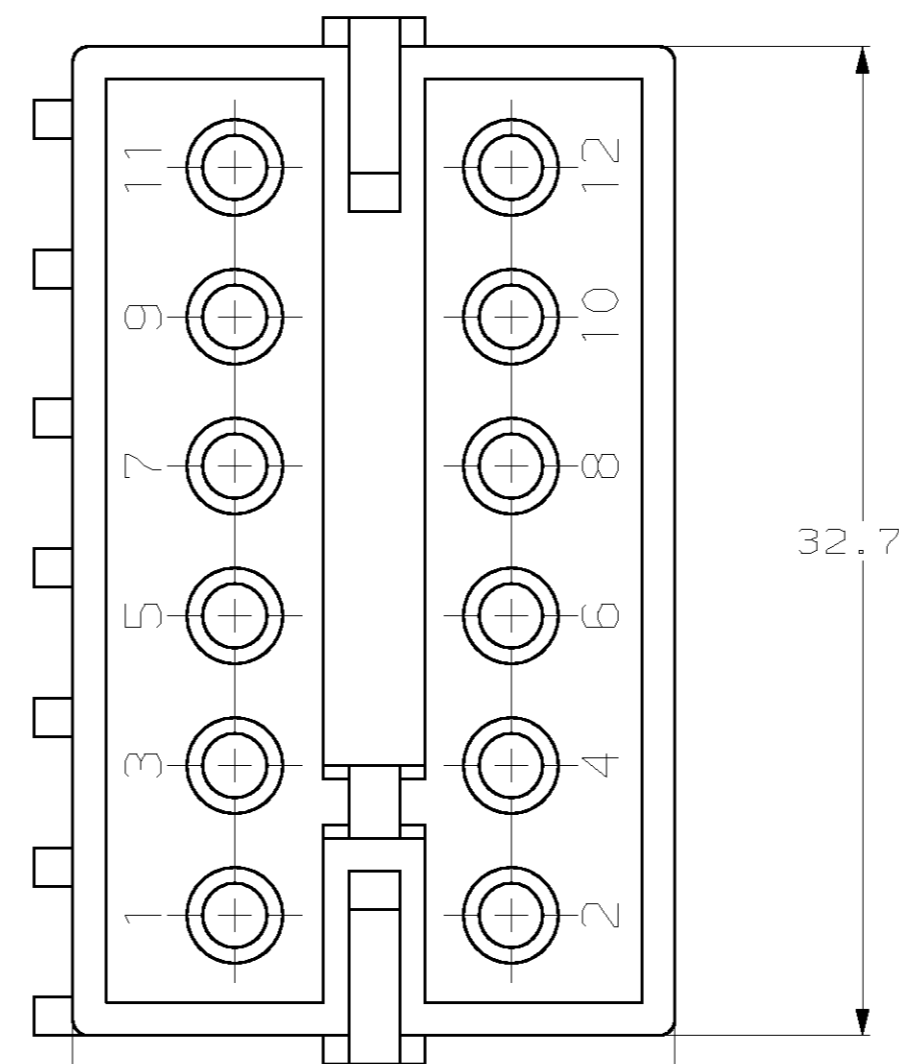
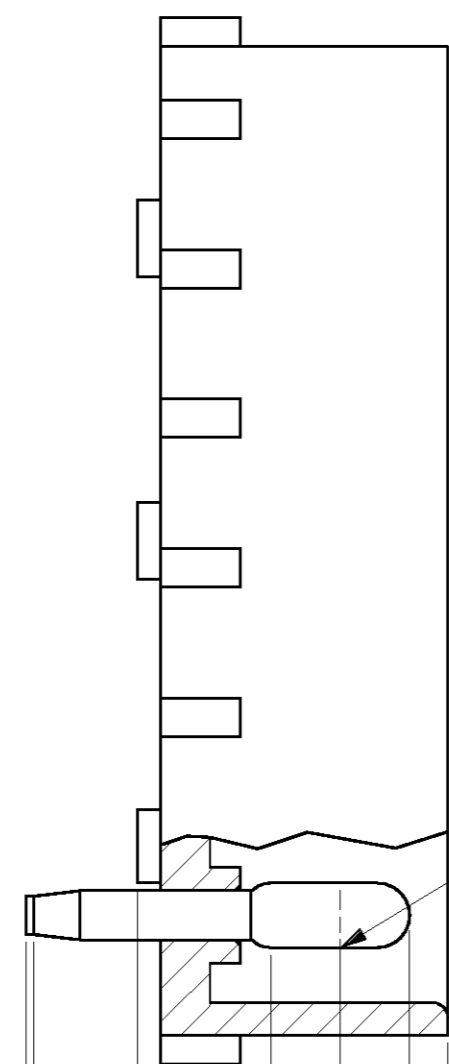
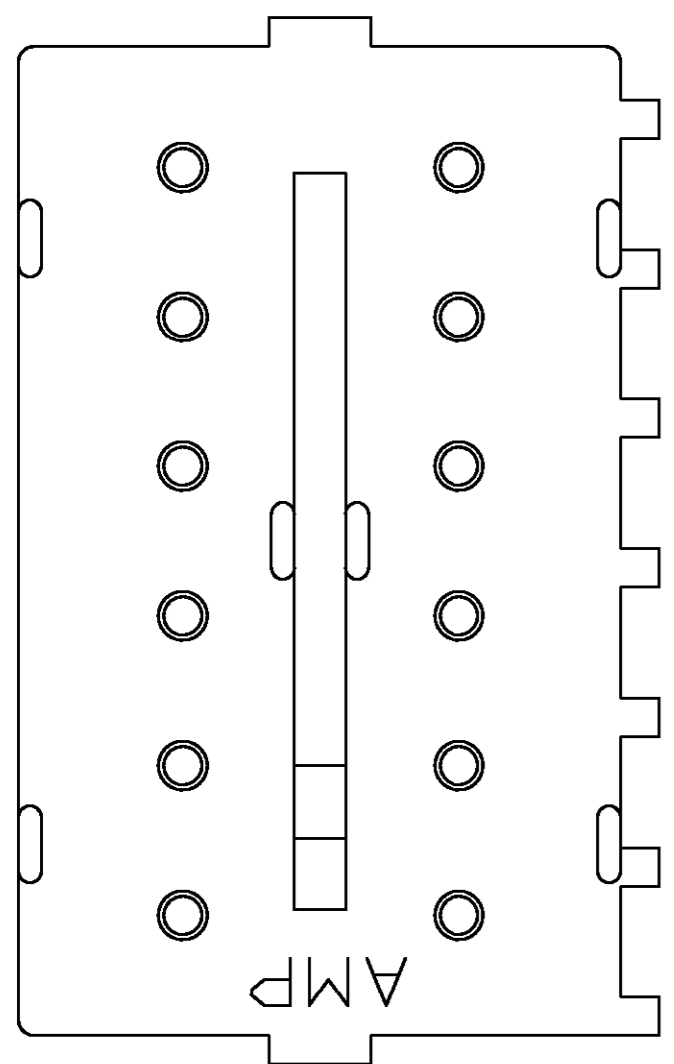
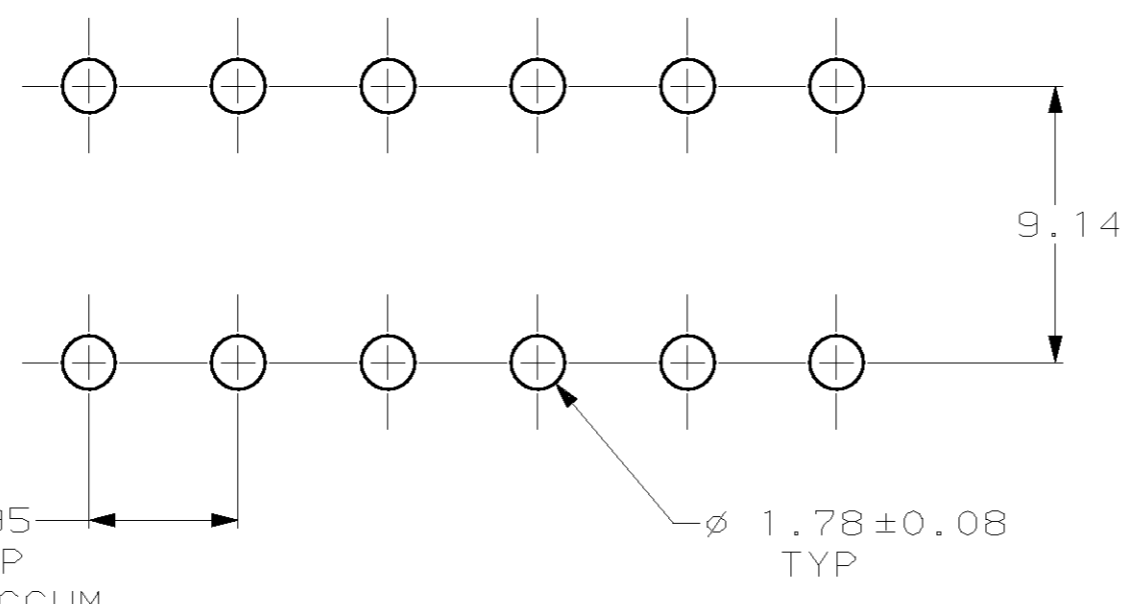
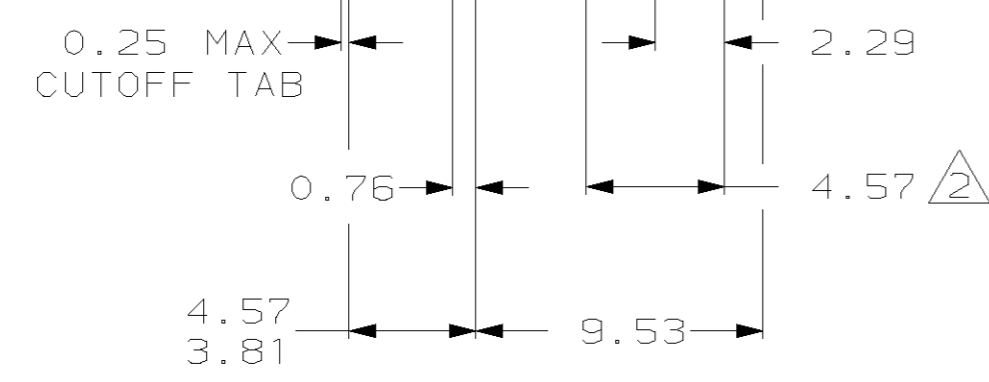


THIS DRAWING IS UNPUBLISHED. RELEASED FOR PUBLICATION .19
 © COPYRIGHT 19 BY AMP INCORPORATED. ALL RIGHTS RESERVED.

| LOC | DIST | REVISIONS | | | |
|-----|------|-------------|-----------------------------|-----------|-------|
| P | LTR | DESCRIPTION | DATE | DWN | APVD |
| CM | 53 | R | REVISED PER EC 063B-0151-99 | 10-APR-00 | KW SR |



- PARTS COMPLY WITH AMP SOLDERABILITY SPEC 109-11-2.
- CONTACT IS PLATED OVERALL WITH 0.00127 NICKEL, THEN 0.00076 GOLD OVER LENGTH INDICATED AND MATTE TIN ON SOLDER TAIL END.



RECOMMENDED MOUNTING HOLE PATTERN FOR .062 THICK P.C. BOARD



| | | | |
|---------|---------|-------|-------|
| 2.29 | .090 | - | - |
| 1.78 | .070 | 32.77 | 1.290 |
| 0.76 | .030 | 19.94 | .785 |
| 0.25 | .010 | 9.53 | .375 |
| 0.13 | .005 | 9.14 | .360 |
| 0.08 | .003 | 4.95 | .195 |
| 0.00127 | .000050 | 4.57 | .180 |
| 0.00076 | .000030 | 3.81 | .150 |
| MM | IN | MM | IN |

CONVERSION TABLE

| MATERIAL | FINISH | MATERIAL | COLOR | PART NO |
|----------|-------------|----------------|---------|----------|
| CU ALLOY | \triangle | NYLON, UL94V-0 | NATURAL | 350213-2 |
| CU ALLOY | PRE-TIN | NYLON, UL94V-0 | NATURAL | 350213-1 |

| PIN | | HOUSING | | PART NO |
|--|--|-----------------------------|--|---|
| THIS DRAWING IS A CONTROLLED DOCUMENT. | DWN K. WHITAKER 10-APR-2000 | AMP | AMP Incorporated Harrisburg, PA 17105-3608 | |
| DIMENSIONS: mm | TOLERANCES UNLESS OTHERWISE SPECIFIED: | NAME S. RIDGILL | PRODUCT SPEC | HEADER ASSEMBLY, 12 CIRCUIT, COMMERCIAL MATE-N-LOK™ |
| | 0 PLC ±- 1 PLC ±- 2 PLC ±0.13 3 PLC ±- 4 PLC ±- ANGLES ±- | APVD S. RIDGILL 10-APR-2000 | APPLICATION SPEC | SIZE A2 CAGE CODE 00779 DRAWING NO C-350213 |
| MATERIAL SEE TABLE | FINISH SEE TABLE | WEIGHT - | CUSTOMER DRAWING | RESTRICTED TO - |
| | | SCALE 4:1 | SHEET 1 OF 1 | REV R |