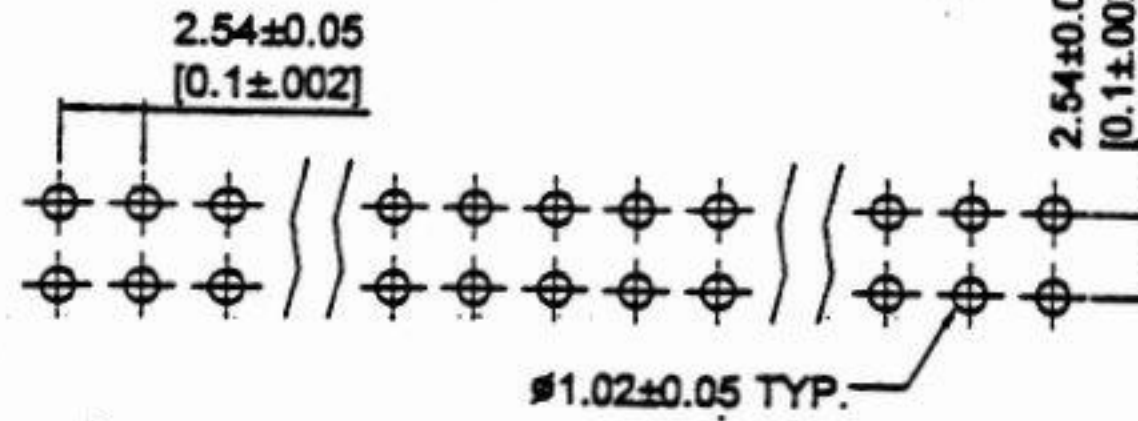
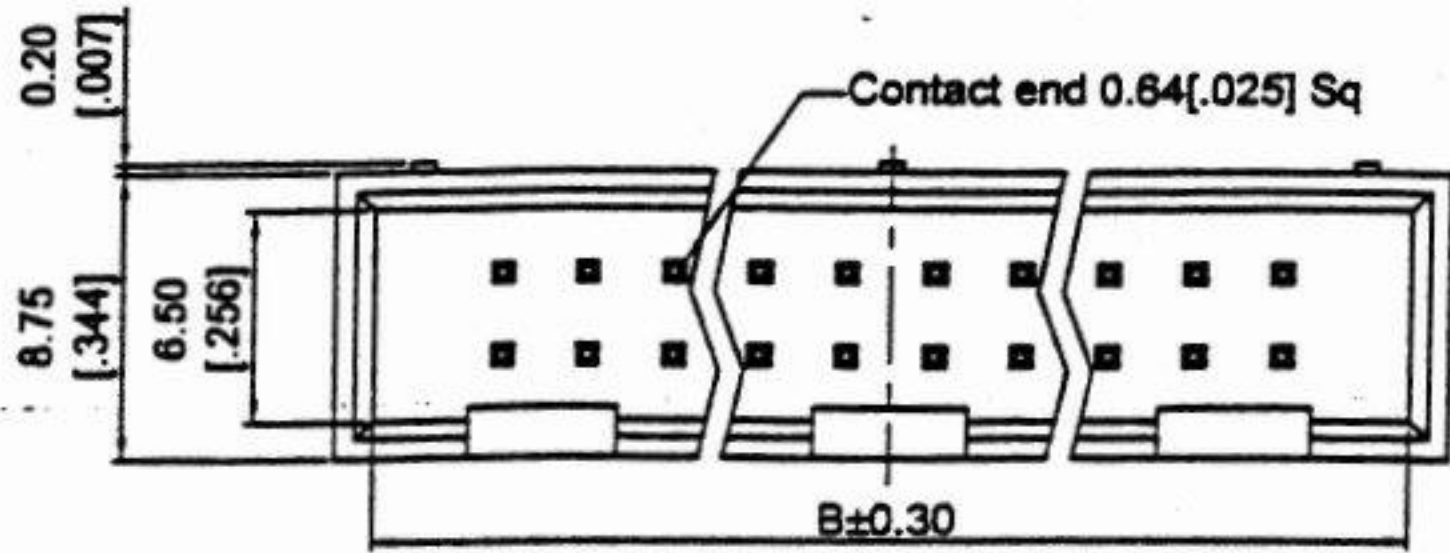


ROHS

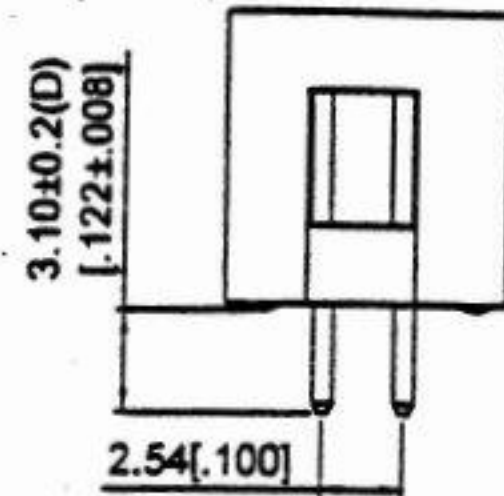
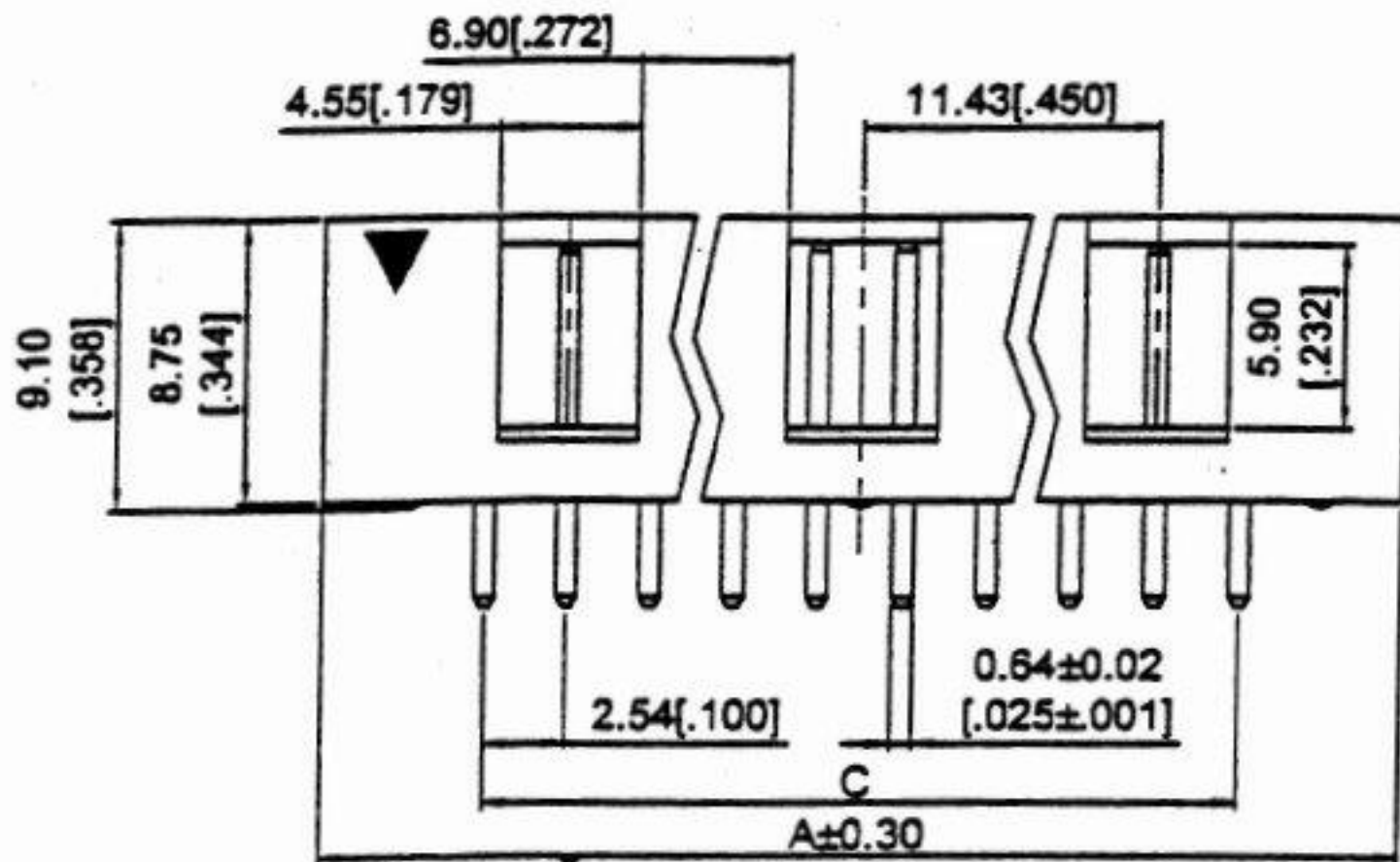


MATERIALS :

1. HOUSING : P.B.T. (UL 94V-0), BLACK
2. TERMINAL : S.Q. 0.64mm BRASS, GOLD PLATING.

SPECIFICATION

1. CURRENT RATING : 3 AMP. MAX.
2. DIELECTRIC WITHSTAND VOLTAGE : 1,000V AC R.M.S. FOR 1 MINTUE.
3. INSULATION RESISTANCE : 5,000M OHMS MIN. AT 1,000V DC.
4. OPERATING TEMPERATURE : -55°C TO +105°C.



Number Of Position	DIMENSIONS		
	A	B	C
06	15.24[0.600]	12.94[0.509]	5.08[0.200]
08	17.78[0.700]	15.48[0.609]	7.62[0.300]
10	20.32[0.800]	18.02[0.709]	10.16[0.400]
12	22.86[0.900]	20.56[0.809]	12.70[0.500]
14	25.40[1.000]	23.10[0.909]	15.24[0.600]
16	27.94[1.100]	25.64[1.009]	17.78[0.700]
20	33.02[1.300]	30.72[1.209]	22.86[0.900]
24	38.10[1.500]	35.80[1.409]	27.94[1.100]
28	40.64[1.600]	38.34[1.509]	30.48[1.200]
30	45.72[1.800]	43.42[1.709]	35.56[1.400]
34	50.80[2.000]	48.50[1.909]	40.64[1.600]
40	58.42[2.300]	56.12[2.209]	48.28[1.900]
44	63.50[2.500]	61.20[2.409]	53.34[2.100]
50	71.12[2.800]	68.82[2.709]	60.96[2.400]
60	83.82[3.300]	81.52[3.209]	73.66[2.900]
64	88.90[3.500]	86.60[3.409]	78.74[3.100]

How to order Please replace "X" with appropriate coding listed in the table below.
Part Number

7110 - XXS - XX - X - D - X

No. of Connectors	Connector Type		Contact Plating		Color		Pin Lenth		No. of Gaps	
Definition	Code	Definition	Code	Definition	Code	Definition	Code	Definition	Code	
06,08,10,12,14,16,20,24,28,30,34,40,44,50,60,64 Connectors	Straight	S	Gold Flash	GF	Black	B	D	031	1 Gap	1
	Right Angle	R	Gold & Tin	GT	White	W	If you desire an other length, by marking put desire length in the D.		3 Gaps	3
			Tin Flash	TF	Blue	U				
			3µ"	03	Yellow	Y				
			5µ"	05	Green	G				
			10µ"	10						
			15µ"	15						
			30µ"	30						

*Less than 44 Pins only 1 gap type.
*50 Pins have 1 gap or 3 gaps type.
*60,64 Pins only 3 gaps type.

TOP WILLING CO., LTD.

SCALE				DRAW NO.			
NONE				D001			
SIZE	SHEET	REV.	DATE				
A4	1 OF 1	A	2003.08.15				