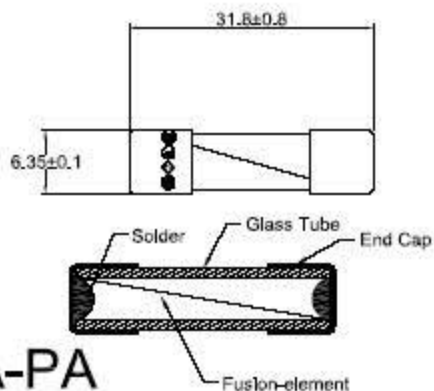
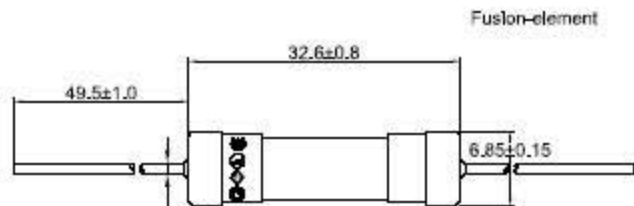


MFA



MFA-PA



Dia. of Lead wire

- 0-14A $\phi 0.8 \pm 0.05$
- 15A-19A $\phi 1.0 \pm 0.05$
- 20A-30A $\phi 1.2 \pm 0.05$

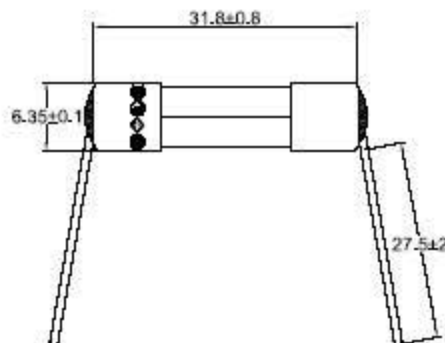
Test Specification according to Standard UL 248-1,14

From:0.1A~10A 125V/250V Approvals:

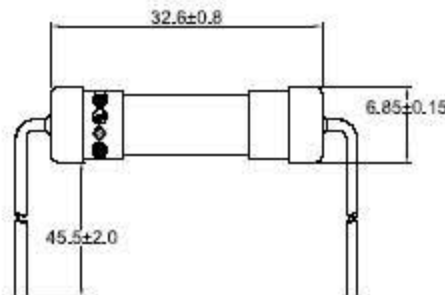
From:12A~25A 32V Approvals:

From:30A 32V Approvals:

MFA-P



MFA-PR



Rated Current	Breaking capacity	Rated Voltage	
100mA	@125V/AC 10KA @250V/AC 35A	125V/250V	
125mA		125V/250V	
180mA		125V/250V	
200mA		125V/250V	
250mA		125V/250V	
300mA		125V/250V	
315mA		125V/250V	
400mA		125V/250V	
500mA		125V/250V	
600mA		125V/250V	
830mA		125V/250V	
700mA		125V/250V	
800mA		125V/250V	
1A		125V/250V	
1.25A	@125V/AC 10KA @250V/AC 100A	125V/250V	
1.5A		125V/250V	
1.8A		125V/250V	
2A		125V/250V	
2.5A		125V/250V	
3A		125V/250V	
3.15A	125V/250V		
3.5A	125V/250V		
4A	@125V/AC 10KA @250V/AC 200A	125V/250V	
5A		125V/250V	
6A		125V/250V	
6.3A		125V/250V	
7A		125V/250V	
8A		125V/250V	
10A		125V/250V	
12A		@32V/AC 1000A	32V
13A			32V
15A			32V
16A	32V		
20A	32V		
25A	32V		
30A	32V		

Electrical Characteristic

Rated Current	1.0 In	1.35 In	2 In
In	Min.	Max.	Max.
0.1A-30A	4 h	3600 S	120 S

UNLESS OTHERWISE SPECIFIED DIMENSIONS ARE IN MM TOLERANCE		CUSTOMER NO.	TITLE
DECIMALS	ANGULAR	DRAWN BY LING	
X ± 0.5	± 2°	CHECKED BY	
XX ± 0.25		APPROVED BY	PART NO. MFA MFA-P MFA-PA MFA-PR
DO NOT SCALE DRAWING		DATE 2007.07.16	DRAWING NO. AA05062109
		SCALE	
P/N:			
REV	1.5		